



Fundamentals of Computer Vision - Midterm Exam	Dr. B. Nasihatkon	 دانشگاه صنعتی خواجه نصیرالدین طوسی K. N. TOOSI UNIVERSITY OF TECHNOLOGY
Name:	ID:	Ordibehesht 1396 - May 2017

Question 1- Canny Edge detector (10 points)

Consider the images below. The leftmost image represents the result of Canny low- and high- thresholding. The black lines represent the **strong edges** and the gray lines indicate the weak edges **weak edges**. Remember, weak edges are edges whose gradient response (magnitude) is between the low and the high thresholds, and strong edges are those whose gradient magnitude is larger than the high threshold. On the outline image on the right draw the final edges obtained by the Canny edge detector. If you screw up one of the outline images, use the other one, but, only use one of them (10 points).



Question 2: Correlation, Convolution and median filtering (18 points)

Consider the filter and the image below.

Filter			Image				
-1	0	2	0	0	1	3	2
0	2	1	2	3	6	0	3
-3	1	2	5	4	2	5	7
			1	2	0	4	4

- A) What is the output of a **correlation** operation on the image using the above filter?
 What is the result of **convolution**? Fill in the blank cells below (12 points.)

Correlation					Convolution				
X	X	X	X	X	X	X	X	X	X
X				X	X				X
X				X	X				X
X	X	X	X	X	X	X	X	X	X

- B) Apply a 3 by 3 **median filter** to the image above and print the results in the blank cells below (6 points.)

X	X	X	X	X
X				X
X				X
X	X	X	X	X

Question 3 - Gradient / Edge detection (18 points)

Sobel Filters (for correlation)						Image				
-1	0	1	-1	-2	-1	0	0	1	3	2
-2	0	2	0	0	0	2	3	6	0	3
-1	0	1	1	2	1	5	4	2	5	7
dx			dy			1	2	0	4	4

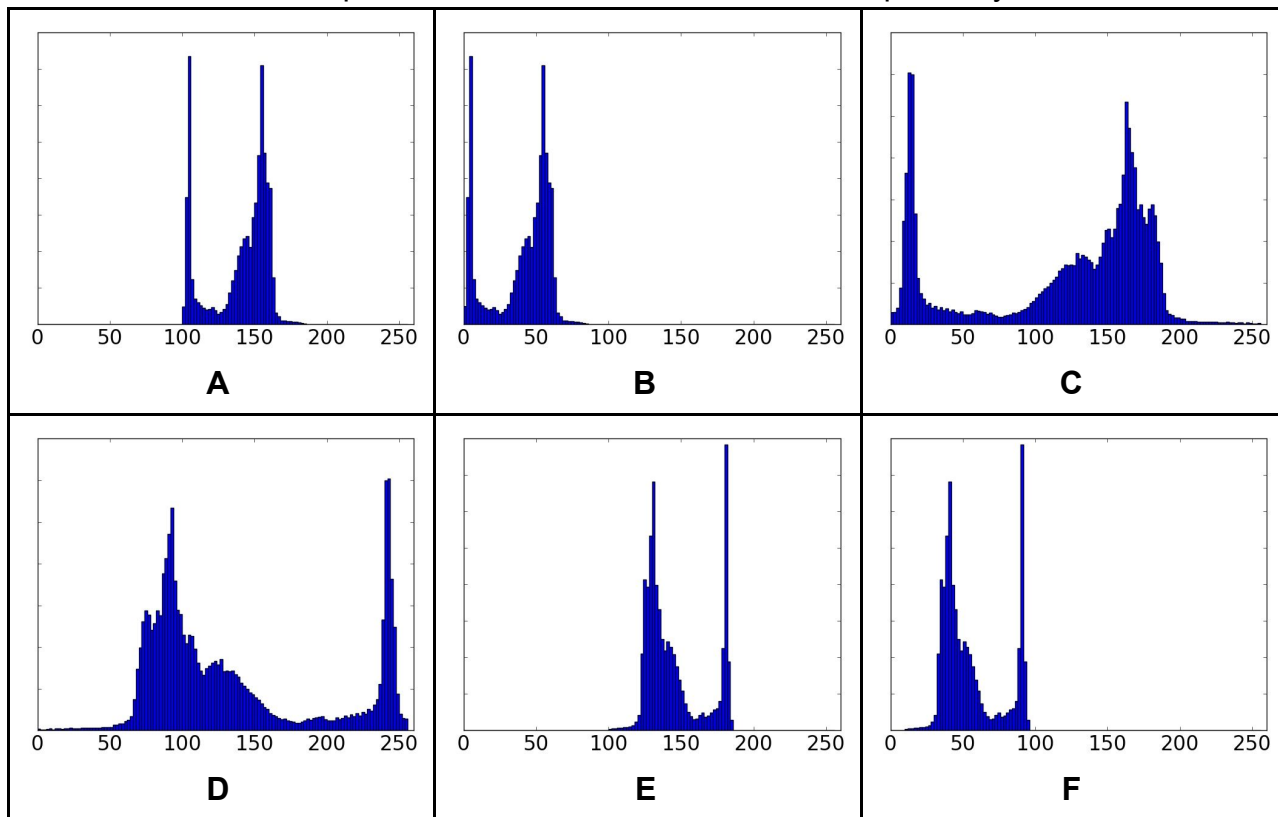
A) For the image I above compute the **gradient** ($dI/dx, dI/dy$), **magnitude of gradient** and the **angle of gradient** for pixel locations A, B and C marked below. You have to use the Sobel filters (above) to compute the derivatives (no normalization is needed). You need to write down how you derived each of these quantities. You may use **arctan** to represent the angles. The y axis is pointing downwards. (15 points)

	A			
		B	C	

B) Draw the gradient direction at each of the points A, B and C (3 points).

Question 4 - Histogram (18 points)

Look at the following histograms for images A, B, C, D, E and F, **all images of the same scene**. Zero and 255 represent black and white intensities respectively.



A) Which of the above histograms correspond to the following image? Explain your answer. (6 points)



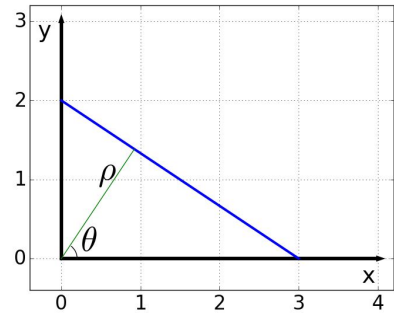
B) Which of the images **D** and **E** has a higher contrast? Why? (4 points)

C) How does image **B** look like compared to image **A**? Explain. (4 points)

D) What is the relation between images **C** and **D**? Explain your answer. (4 points)

Question 5 - Hough Space (18 points)

Assume that the lines are parameterized with an angle θ of the line normal and a distance ρ from the origin:



- A) For each of the lines in the image space below (left), draw the corresponding point in the hough space (right). Use letters A, B, C and D to mark the points. You need to also write the point coordinates ($\arctan(2) \approx 64$ degrees). Assume $\rho \geq 0$ and $0 \leq \theta < 180$. (12 points)

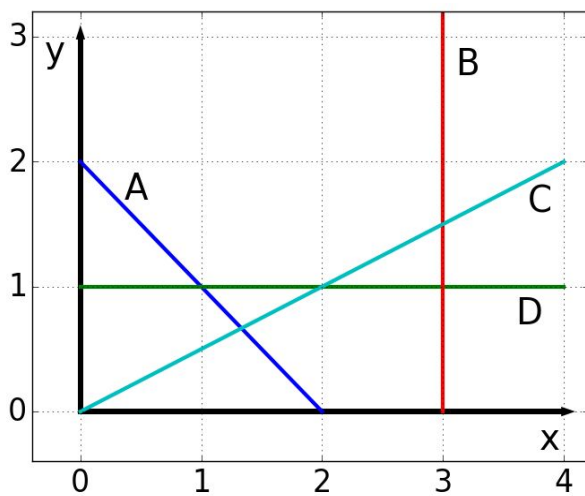
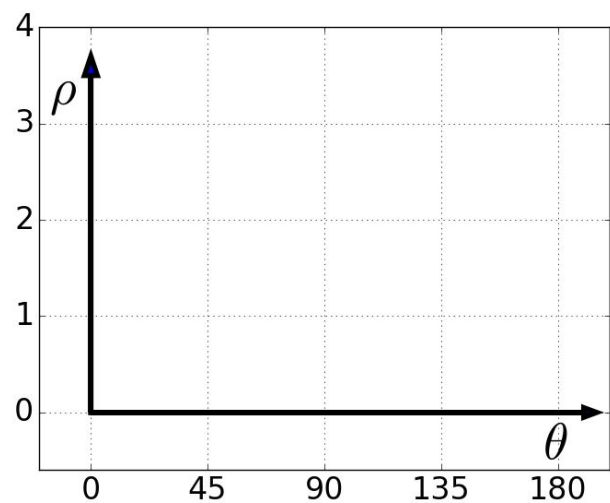
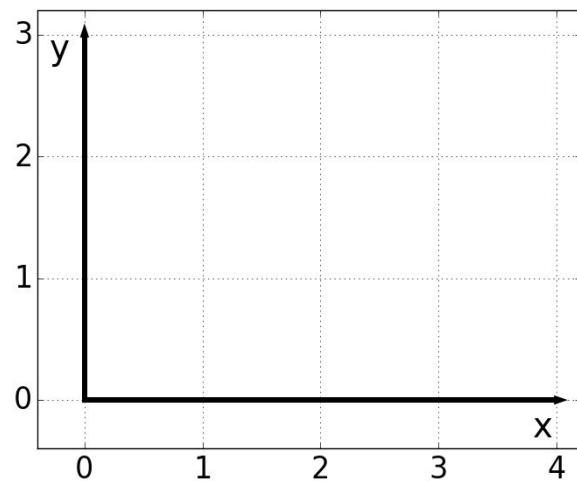
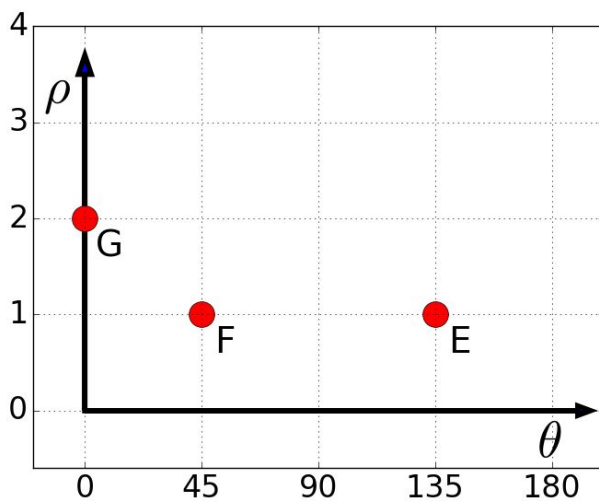


Image Space



Hough Space

- B) For each of the points in the hough space below (left), draw the equivalent line in the image space (right). On each line draw at least two points (for example, intersection with the x and y axes, if possible. Or two other points). You just need to draw a line segment in the first quadrant of the coordinate system ($x \geq 0, y \geq 0$). (6 points)



Question 6 - Harris Corner Detection (18 points)

Assume that we have *already* computed the gradient (dI / dx , dI / dy) for an image. The two arrays below contain $I_x = dI / dx$ and $I_y = dI / dy$ at each pixel of the image.

$I_x = dI / dx$					$I_y = dI / dy$				
3	2	1	-1	-1	2	3	1	1	-1
4	3	2	0	-1	2	3	2	-1	1
4	3	4	2	1	2	4	4	1	2
1	1	3	2	2	-1	0	3	2	3

- A) Compute the Harris matrix for the 3 by 3 window highlighted in the above images. The Harris matrix is defined as (10 points)

$$H = \sum_{(x,y) \in W} \begin{bmatrix} I_x(x,y)^2 & I_x(x,y)I_y(x,y) \\ I_x(x,y)I_y(x,y) & I_y(x,y)^2 \end{bmatrix}$$

where W is the window highlighted in the gradient images.

- B) Compute the *cornerness* score for the above matrix $C = \det(H) - k \text{trace}(H)^2$ for the above window, where *det* and *trace* represent the determinant and trace (sum of diagonal elements) of a matrix. Use $k = 0.04$. (3 points)
- C) What do you think we have in the above window? A corner? An edge? Or a flat region? Explain your answer. (5 points)