

# Introduction to 8086 Assembly

## Lecture 12

Interfacing Assembly with C

# Why interfacing?

- Reasons for
  -



**K. N. Toosi**  
University of Technology

# Why interfacing?



**K. N. Toosi**  
University of Technology

- Reasons for
  - Efficiency
  - Low-level programming (accessing hardware, etc.)
  - Using specific CPU instructions
- Reasons against
  -

# Why interfacing?



K. N. Toosi  
University of Technology

- Reasons for
  - Efficiency
  - Low-level programming (accessing hardware, etc.)
  - Using specific CPU instructions
- Reasons against
  - Compilers are good (and will get better) at optimizing code
  -

# Why interfacing?



K. N. Toosi  
University of Technology

- Reasons for
  - Efficiency
  - Low-level programming (accessing hardware, etc.)
  - Using specific CPU instructions
- Reasons against
  - Compilers are good (and will get better) at optimizing code
  - Portability

# Interfacing with C



K. N. Toosi  
University of Technology

- Inline assembly
  - Compiler-dependent; No standard syntax
- Calling assembly functions in C

# Interfacing with C



K. N. Toosi  
University of Technology

- Inline assembly
  - Compiler-dependent; No standard syntax
- Calling assembly functions in C

# Remember: C Calling Conventions



```
#include <stdio.h>
```

callfunc.c

```
int sum(int,int,int,int);
```

```
int main() {  
    int c;
```

```
    c = sum(2,4,8,10);
```

```
    return 0;  
}
```

```
int sum(int a, int b, int c, int d) {  
    return a+b+c+d;  
}
```

callfunc.asm

```
.file "callfunc.c"  
.intel_syntax noprefix  
.text  
.globl main  
.type main, @function
```

main:

```
    lea ecx, [esp+4]  
    and esp, -16  
    push DWORD PTR [ecx-4]  
    push ebp  
    mov ebp, esp  
    push ecx  
    sub esp, 20
```

```
    push 10  
    push 8  
    push 4  
    push 2  
    call sum  
    add esp, 16
```

```
    mov DWORD PTR [ebp-12], eax  
    mov eax, 0  
    mov ecx, DWORD PTR [ebp-4]  
    leave
```

callfunc.asm (cont.)

```
    lea esp, [ecx-4]  
    ret  
.size main, .-main  
.globl sum  
.type sum, @function
```

sum:

```
    push ebp  
    mov ebp, esp  
    mov edx, DWORD PTR [ebp+8]  
    mov eax, DWORD PTR [ebp+12]  
    add edx, eax  
    mov eax, DWORD PTR [ebp+16]  
    add edx, eax  
    mov eax, DWORD PTR [ebp+20]  
    add eax, edx  
    pop ebp  
    ret
```

```
.size sum, .-sum  
.ident "GCC: (Ubuntu 5.4.0-6ubuntu1~16.04.9) 5.4.0  
20160609"  
.section .note.gnu-stack,"",@progbits
```



# Remember: C Calling Conventions



```
#include <stdio.h>
```

callfunc.c

```
int sum(int,int,int,int);
```

```
int main() {  
    int c;
```

```
    c = sum(2,4,8,10);
```

```
    return 0;  
}
```

```
int sum(int a, int b, int c, int d) {  
    return a+b+c+d;  
}
```

callfunc.asm

```
.file "callfunc.c"  
.intel_syntax noprefix  
.text  
.globl main  
.type main, @function
```

main:

```
    lea ecx, [esp+4]  
    and esp, -16  
    push DWORD PTR [ecx-4]  
    push ebp  
    mov ebp, esp  
    push ecx  
    sub esp, 20
```

```
    push 10  
    push 8  
    push 4  
    push 2  
    call sum  
    add esp, 16
```

parameters pushed in reverse order

```
    mov DWORD PTR [ebp-12], eax  
    mov eax, 0  
    mov ecx, DWORD PTR [ebp-4]  
    leave
```

callfunc.asm (cont.)

```
    lea esp, [ecx-4]  
    ret  
    .size main, .-main  
    .globl sum  
    .type sum, @function
```

sum:

```
    push ebp  
    mov ebp, esp  
    mov edx, DWORD PTR [ebp+8]  
    mov eax, DWORD PTR [ebp+12]  
    add edx, eax  
    mov eax, DWORD PTR [ebp+16]  
    add edx, eax  
    mov eax, DWORD PTR [ebp+20]  
    add eax, edx  
    pop ebp  
    ret
```

```
    .size sum, .-sum  
    .ident "GCC: (Ubuntu 5.4.0-6ubuntu1~16.04.9) 5.4.0  
20160609"  
    .section .note.gnu-stack,"",@progbits
```



# Remember: C Calling Conventions

#include <stdio.h> **callfunc.c**

```
int sum(int,int,int,int);
```

```
int main() {
    int c;
```

```
    c = sum(2,4,8,10);
```

```
    return 0;
}
```

```
int sum(int a, int b, int c, int d) {
    return a+b+c+d;
}
```

**callfunc.asm**

```
.file "callfunc.c"
.intel_syntax noprefix
.text
.globl main
.type main, @function
```

**main:** → **caller**

```
    lea ecx, [esp+4]
    and esp, -16
    push DWORD PTR [ecx-4]
    push ebp
    mov ebp, esp
    push ecx
    sub esp, 20
```

```
    push 10
    push 8
    push 4
    push 2
```

```
    call sum
    add esp, 16
```

**Caller clears the parameters from stack**

```
    mov DWORD PTR [ebp-12], eax
    mov eax, 0
    mov ecx, DWORD PTR [ebp-4]
    leave
```

**callfunc.asm (cont.)**

```
    lea esp, [ecx-4]
    ret
.size main, .-main
.globl sum
.type sum, @function
```

**sum:** → **callee**

```
    push ebp
    mov ebp, esp
    mov edx, DWORD PTR [ebp+8]
    mov eax, DWORD PTR [ebp+12]
    add edx, eax
    mov eax, DWORD PTR [ebp+16]
    add edx, eax
    mov eax, DWORD PTR [ebp+20]
    add eax, edx
    pop ebp
    ret
```

```
.size sum, .-sum
.ident "GCC: (Ubuntu 5.4.0-6ubuntu1~16.04.9) 5.4.0
20160609"
.section .note.GNU-stack,"",@progbits
```

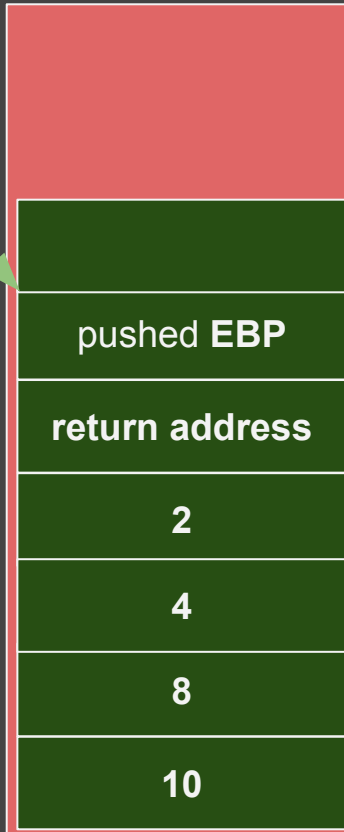
# Remember: C Calling Conventions



```
#include <stdio.h>
int sum(int,int,int,int);
int main() {
    int c;
    c = sum(2,4,8,10);
    return 0;
}
int sum(int a, int b, int c, int d) {
    return a+b+c+d;
}
```

callfunc.c

ESP



```
lea esp, [ecx-4]
ret
.size main, -main
.globl sum
.type sum, @function
```

callfunc.asm (cont.)

```
sum:      → callee
    push ebp
    mov  ebp, esp
    mov  edx, DWORD PTR [ebp+8] → a
    mov  eax, DWORD PTR [ebp+12] → b
    add  edx, eax
    mov  eax, DWORD PTR [ebp+16] → c
    add  edx, eax
    mov  eax, DWORD PTR [ebp+20] → d
    add  eax, edx
    pop  ebp → return value
    ret                               stored in EAX
```

```
.size sum, -sum
.ident "GCC: (Ubuntu 5.4.0-6ubuntu1~16.04.9) 5.4.0
20160609"
.section .note.GNU-stack,"",@progbits
```



# C calling conventions (32-bit)

- Parameters are push on stack in **reverse order**
- The **caller** removes parameters from stack
- Return value stored in **EAX** (not in all cases, see next page)
- **C** assumes the following registers are preserved
  - **EBX, ESI, EDI, EBP, CS, DS, SS, ES**
- labels (putting an underscore before labels)
  - Not needed for linux gcc
- **CALLING CONVENTIONS ARE DIFFERENT** in 64-BIT programming
  - [https://en.wikipedia.org/wiki/X86\\_calling\\_conventions#x86-64\\_calling\\_conventions](https://en.wikipedia.org/wiki/X86_calling_conventions#x86-64_calling_conventions)
  - <https://aaronbloomfield.github.io/pdr/book/x86-64bit-ccc-chapter.pdf>



# Return values (32-bit)

- **void function** does not return anything
- **8-bit, 16-bit and 32-bit integer** values are stored in **EAX**
  - bit extension depends on signed/unsigned
- **64 bit integers** are stored in **EDX:EAX**
- **Addresses (pointers)** are stored in **EAX**
- **Floating point** values are stored in **ST0**
- **What else?**



# Return values (32-bit)

- **void function** do not return anything
- **8-bit, 16-bit and 32-bit integer** values are stored in **EAX**
  - bit extension depends on signed/unsigned
- **64 bit integers** are stored in **EDX:EAX**
- **Addresses (pointers)** are stored in **EAX**
- **Floating point** values are stored in **ST0**
- **What else?**
  - Structures,



# Return values (32-bit)

- **void function** do not return anything
- **8-bit, 16-bit and 32-bit integer** values are stored in **EAX**
  - bit extension depends on signed/unsigned
- **64 bit integers** are stored in **EDX:EAX**
- **Addresses (pointers)** are stored in **EAX**
- **Floating point** values are stored in **ST0**
- **What else?**
  - Structures,
  - C++ Objects



# C calling conventions (64-bit)

- First 6 parameters are (in order) put in
  - Integer, pointer: **RDI, RSI, RDX, RCX, R8, R9**
  - Floating point: **XMM0, XMM1, XMM2, XMM3, XMM4, XMM5, XMM6, XMM7**
- Additional parameters are pushed on stack in reverse order
- Return value stored in
  - 8, 16, 32, 64 bit integers, pointers: **RAX**
  - 128 bit integers: **RDX:RAX**
  - floating points: **XMM0 (, XMM1)**





# C calling conventions (64-bit)

- C assumes the following registers are preserved
  - RBX, RBP, R12, R13, R14, R15
- Microsoft uses a different convention
- Look at
  - [https://en.wikipedia.org/wiki/X86\\_calling\\_conventions#x86-64\\_calling\\_conventions](https://en.wikipedia.org/wiki/X86_calling_conventions#x86-64_calling_conventions)
  - <https://aaronbloomfield.github.io/pdr/book/x86-64bit-ccc-chapter.pdf>

# Remember: Modular Programming



test.c

```
#include <stdio.h>

extern int fact(int);

extern int maxval;

int main() {
    int x = 8;
    printf("x!=%d\n", fact(x));

    return 0;
}
```

fact.c

```
int maxval = 2;
static int flag = 1;

int fact(int n) {
    return n==0 ? 1 : n*fact(n-1);
}

static int condmax(int a, int b) {
    return (a > b && flag) ? a : b;
}
```

# Remember: Modular Programming



K. N. Toosi  
University of Technology

## first.asm

```
extern fact, var1

segment .text

    mov eax, [var1]

    push 6
    call fact
    add esp, 4
```

## second.asm

```
global fact, var1

segment .data

var1:    dd    22

segment .text

fact:
    ;; factorial function
```

# Example1: Calling an assembly routine in C



## printsum.c

```
#include <stdio.h>

int sum(int,int);

int main() {
    int a,b,c;

    scanf("%d %d", &a, &b);

    c = sum(a,b);

    printf("%d\n",c);

    return 0;
}
```

## calcsun.asm

```
segment .text
    global sum

sum:

    push ebp
    mov  ebp, esp

    push ebx

    mov  eax, [ebp+8]
    mov  ebx, [ebp+12]
    add  eax, ebx

    pop  ebx

    pop  ebp
    ret
```

# How to compile, link, and run (32-bit)



1. Compile the C file to object file
  - `gcc -c -m32 printsum.c`
  - creates `printsum.o`
2. Compile the assembly file to object file
  - `nasm -f elf calcsum.asm`
  - creates `calcsum.o`
3. Linking the object files (and C libraries)
  - `gcc -m32 printsum.o calcsum.o -o printsum`
4. Running the executable
  - `./printsum`

# How to compile, link, and run (32-bit)



## 1. Compile the C file to object file

- `gcc -c -m32 printsum.c`
- creates `printsum.o`

## 2. Compile the assembly file to object file

- `nasm -f elf calcsum.asm`
- creates `calcsum.o`

## 3. Linking the object files (and C libraries)

- `gcc -m32 printsum.o calcsum.o -o printsum`

## 4. Running the executable

- `./printsum`

```
gcc -c -m32 printsum.c
nasm -f elf calcsum.asm
gcc -m32 printsum.o calcsum.o -o printsum

./printsum
```

# How to compile, link, and run (32-bit)



1. Compile the C file to object file
  - `gcc -c -m32 printsum.c`
  - creates `printsum.o`
2. Compile the assembly file to object file
  - `nasm -f elf calcsum.asm`
  - creates `calcsum.o`
3. Linking the object files (and C libraries)
  - `gcc -m32 printsum.o calcsum.o -o printsum`
4. Running the executable

```
$ gcc -c -m32 printsum.c && nasm -f elf calcsum.asm && gcc -m32  
printsum.o calcsum.o -o printsum && ./printsum
```

# Using Makefile



## Makefile

```
GCC_OPTIONS= -m32
```

```
NASM_OPTIONS= -f elf
```

```
printsum: printsum.o calcsun.o
```

```
gcc $(GCC_OPTIONS) -o printsum printsum.o calcsun.o
```

```
printsum.o: printsum.c
```

```
gcc -c $(GCC_OPTIONS) printsum.c
```

```
calcsun.o: calcsun.asm
```

```
nasm $(NASM_OPTIONS) calcsun.asm
```



# Using Makefile



## printsum.c

```
#include <stdio.h>

int sum(int,int);

int main() {
    int a,b,c;

    scanf("%d %d", &a, &b);

    c = sum(a,b);

    printf("%d\n",c);

    return 0;
}
```

## calcsun.asm

```
segment .text
    global sum

sum:


    push ebp
    mov  ebp, esp

    push ebx

    mov  eax, [ebp+8]
    mov  ebx, [ebp+12]
    add  eax, ebx
    mov  ebx, eax
```

```
b.nasihatkon@kntu:example1$ make
gcc -c -m32 printsum.c
nasm -f elf calcsun.asm
gcc -m32 -o printsum printsum.o calcsun.o
b.nasihatkon@kntu:example1$ ./printsum
-4
12
8
```

# Example2: Calling a C routine in assembly



## main.asm

```
segment .text

extern sum, print_sint, print_uint, print_hex
global main

main:
    push 1
    push -2
    call sum
    add esp, 8

    push eax
    call print_sint
    call print_uint
    call print_hex
    add esp, 4

    mov eax, 1
    int 0x80
```

## mytools.c

```
#include <stdio.h>


int sum(int a, int b) {
    return a+b;
}

void print_sint(int a) {
    printf("%d\n", a);
}

void print_uint(int a) {
    printf("%u\n", a);
}

void print_hex(int a) {
    printf("%x\n", a);
}
```

# Example2: Calling a C routine in assembly



## main.asm

```
segment .text

extern sum, print_sint, print_uint, print_hex
global main

main: ← because we use GCC to link
    push 1
    push -2
    call sum
    add esp, 8

    push eax
    call print_sint
    call print_uint
    call print_hex
    add esp, 4

    mov eax, 1 ← Exit system call (32-bit, linux)
    int 0x80
```

## mytools.c

```
#include <stdio.h>

int sum(int a, int b) {
    return a+b;
}

void print_sint(int a) {
    printf("%d\n", a);
}

void print_uint(int a) {
    printf("%u\n", a);
}

void print_hex(int a) {
    printf("%x\n", a);
}
```

# Example2: Calling a C routine in assembly



## main.asm

```
segment .text  
  
extern sum, print_sint, print_uint, print_hex  
global main
```

main:

```
push 1  
push -2  
call sum  
add esp, 8
```

```
push eax  
call print_sint  
call print_uint  
call print_hex  
add esp, 4
```

```
mov eax, 1  
int 0x80
```

## mytools.c

```
#include <stdio.h>  
  
int sum(int a, int b) {  
    return a+b;  
}  
  
void print_sint(int a) {  
    printf("%d\n", a);  
}  
  
void print_uint(int a) {  
    printf("%u\n", a);  
}  
  
void print_hex(int a) {  
    printf("%x\n", a);  
}
```

```
nasm -f elf main.asm
```

```
gcc -c -m32 mytools.c
```

```
gcc -m32 main.o mytools.o -o main
```

```
./main
```

# Example2: Calling a C routine in assembly



## main.asm

```
segment .text

extern sum, print_sint, print_uint, print_hex
global main

main:
    push 1
```

```
nasm -f elf main.asm && gcc -c -m32 mytools.c && gcc -m32 main.o mytools.o -o main && ./main
```

```
    push eax
    call print_sint
    call print_uint
    call print_hex
    add esp, 4

    mov eax, 1
    int 0x80
```

## mytools.c

```
#include <stdio.h>

int sum(int a, int b) {
    return a+b;
}

void print_sint(int a) {
}

void print_uint(int a) {
    printf("%u\n", a);
}

void print_hex(int a) {
    printf("%x\n", a);
}
```

# Compile using Makefile



## Makefile

```
GCC_OPTIONS= -m32
NASM_OPTIONS= -f elf

main: mytools.o main.o
    gcc $(GCC_OPTIONS) -o main mytools.o main.o

mytools.o: mytools.c
    gcc -c $(GCC_OPTIONS) mytools.c

main.o: main.asm
    nasm $(NASM_OPTIONS) main.asm
```

# Compile using Makefile



## Makefile

```
GCC_OPTIONS= -m32
NASM_OPTIONS= -f elf

main: mytools.o main.o
    gcc $(GCC_OPTIONS) -o main mytools.o main.o

mytools.o: mytools.c
    gcc -c $(GCC_OPTIONS) mytools.c

main.o: main.asm
    nasm $(NASM_OPTIONS) main.asm
```

```
b.nasihatkon@kntu:example2$ ls
main.asm Makefile mytools.c
b.nasihatkon@kntu:example2$
b.nasihatkon@kntu:example2$ make
gcc -c -m32 mytools.c
nasm -f elf main.asm
gcc -m32 -o main mytools.o main.o
b.nasihatkon@kntu:example2$
b.nasihatkon@kntu:example2$ ./main
-1
4294967295
ffffffff
```

# Example3: Calling C Standard Library functions



K. N. Toosi  
University of Technology

Write an assembly program equivalent to the following C program. Call functions scanf, abs and printf from the C standard library.

```
#include <stdio.h>
#include <stdlib.h>

int a;

int main() {

    scanf("%d", &a);

    printf("|%d| = %d\n", a, labs(a));

    return 0;
}
```

callstdlib.c


```
int scanf(const char *format, ...);

int printf(const char *format, ...);

long int labs(long int j);
```



# Example3: Calling C stdlib functions



```
#include <stdio.h>
#include <stdlib.h>

int a;

int main() {

    scanf("%d", &a);

    printf("|%d| = %d\n", a, labs(a));

    return 0;
}
```

callstdlib.c

```
segment .data
a:      dd 0
format1: db "%d", 0
format2: db "|%d| = %d", 10, 0
```

callstdlib.asm

```
segment .text
extern labs, scanf, printf
global main
```

```
main:
    push a
    push format1
    call scanf
    add esp, 8


    push dword [a]
    call labs
    add esp, 4
```

```
push eax
push dword [a]
push format2
call printf
add esp, 12
```

```
mov eax, 1
int 0x80
```

callstdlib.asm (cont.)

# Example3: Calling C stdlib functions



```
#include <stdio.h>
#include <stdlib.h>

int a;

int main() {

    scanf("%d", &a);

    printf("|%d| = %d\n", a, labs(a));

    return 0;
}
```

callstdlib.c

```
segment .data
a:      dd 0
format1: db "%d", 0
format2: db "|%d| = %d", 10, 0
```

callstdlib.asm

```
segment .text
extern labs, scanf, printf
global main
```

```
main:
    push a
    push format1
    call scanf
    add esp, 8

    push dword [a]
    call labs
    add esp, 4
```


```
push eax
push dword [a]
push format2
call printf
add esp, 12
```

```
mov eax, 1
int 0x80
```

callstdlib.asm (cont.)

why not include stdio, stdlib?

# Example3: Calling C stdlib functions



K. N. Toosi  
University of Technology

```
segment .data
a:      dd 0
format1: db "%d", 0
format2: db "|%d| = %d", 10, 0

segment .text
extern labs, scanf, printf
global main

main:
    push a
```

callstdlib.asm

callstdlib.asm (cont.)

```
push eax
push dword [a]
push format2
call printf
add esp, 12

mov eax, 1
int 0x80
```

```
nasm -f elf callstdlib.asm      # compile assembly -> callstdlib.o
```

```
gcc -m32 callstdlib.o -o callstdlib  # link (with C libraries) -> callstdlib
```

```
./callstdlib # execute
```

# Example 3: Compile using Makefile




## Makefile

```
GCC_OPTIONS= -m32
NASM_OPTIONS= -f elf

callstdlib: callstdlib.o
    gcc $(GCC_OPTIONS) -o callstdlib callstdlib.o

callstdlib.o: callstdlib.asm
    nasm $(NASM_OPTIONS) callstdlib.asm
```

# Look at asm\_io.asm



asm\_io.asm

```
int_format:    db "%i", 0
string_format: db "%s", 0
```

```
global read_int, print_int, print_uint, print_string, read_char
global print_char, print_nl, sub_dump_regs, sub_dump_mem
global sub_dump_math, sub_dump_stack
extern _scanf, _printf, _getchar, _putchar
```

```
read_int:
    enter 4,0
    pusha
    pushf

    lea eax, [ebp-4]
    push eax
    push dword int_format
    call _scanf
    pop ecx
    pop ecx

    popf
    popa
    mov eax, [ebp-4]
    leave
    ret
```

```
print_int:
    enter 0,0
    pusha
    pushf

    push eax
    push dword int_format
    call _printf
    pop ecx
    pop ecx


    popf
    popa
    leave
    ret
```

```
print_string:
    enter 0,0
    pusha
    pushf

    push eax
    push dword string_format
    call _printf
    pop ecx
    pop ecx

    popf
    popa
    leave
    ret
```

# Look at asm\_io.asm



```
int_format:    db "%i", 0
string_format: db "%s", 0
```

```
global read_int, print_int, print_uint, print_string, read_char
global print_char, print_nl, sub_dump_regs, sub_dump_mem
```

asm\_io.asm

why the underscores?

```
read_int:
    enter 4,0
    pusha
    pushf

    lea eax, [ebp-4]
    push eax
    push dword int_format
    call _scanf ←
    pop ecx
    pop ecx

    popf
    popa
    mov eax, [ebp-4]
    leave
    ret
```

```
    pusha
    pushf

    push eax
    push dword int_format
    call _printf ←
    pop ecx
    pop ecx

    popf
    popa
    leave
    ret
```

```
print_string:
    enter 0,0
    pusha
    pushf

    push eax
    push dword string_format
    call _printf ←
    pop ecx
    pop ecx

    popf
    popa
    leave
    ret
```

# Look at asm\_io.asm



```
int_format:    db "%i", 0
string_format: db "%s", 0
```

```
global read_int, print_int, print_uint, print_string, read_char
global print_char, print_nl, sub_dump_regs, sub_dump_mem
```

asm\_io.asm

```
read_int:
    enter 4,0
    pusha
    pushf

    lea eax, [ebp-4]
    push eax
    push dword int_format
    call _scanf ←
    pop ecx
    pop ecx

    popf
    popa
    mov eax, [ebp-4]
    leave
    ret
```

```
%ifdef ELF_TYPE
    %define _scanf    scanf
    %define _printf   printf
    %define _getchar  getchar
    %define _putchar  putchar
%endif
```

```
push eax
push dword int_format
call _printf ←
pop ecx
pop ecx

popf
popa
leave
ret
```

```
print_string:
    enter 0,0
    pusha
    pushf

    push eax
    push dword string_format
    call _printf ←
    pop ecx
    pop ecx

    popf
    popa
    leave
    ret
```