

Introduction to 8086 Assembly

Lecture 9

Introduction to Subprograms

Indirect addressing



```
segment .data
```

```
l1: dd 111
```

```
segment .text
```

```
⋮
```

```
mov eax, l1
```

```
call print_int
```

```
call print_nl
```

```
mov eax, [l1]
```

```
call print_int
```

```
call print_nl
```

```
indirect.asm
```

Indirect addressing



indirect.asm

```
segment .data
l1:  dd 111
segment .text
:
mov eax, l1
call print_int
call print_nl

mov eax, [l1]
call print_int
call print_nl

mov ecx, l1
mov eax, [ecx]
call print_int
call print_nl
```

Indirect addressing



```
segment .data
```

```
l1: dd 111
```

```
segment .text
```

```
⋮
```

```
mov eax, l1  
call print_int  
call print_nl
```

```
mov eax, [l1]  
call print_int  
call print_nl
```

```
mov ecx, l1  
mov eax, [ecx]  
call print_int  
call print_nl
```

```
indirect.asm
```

Indirect addressing



```
segment .data
```

```
indirect2.asm
```

```
l1: dd 111  
    dd 222  
    dd 444
```

```
segment .text
```

```
:
```

```
mov ecx, l1
```

```
mov eax, [ecx]  
call print_int  
call print_nl
```

```
indirect2.asm (cont.)
```

```
mov eax, [ecx+1]  
call print_int  
call print_nl
```

```
mov eax, [ecx+4]  
call print_int  
call print_nl
```

```
mov eax, [ecx+8]  
call print_int  
call print_nl
```

Indirect addressing



```
segment .data
```

```
indirect2.asm
```

```
l1: dd 111  
    dd 222  
    dd 444
```

```
segment .text
```

```
:
```

```
mov ecx, l1
```

```
mov eax, [ecx]  
call print_int  
call print_nl
```

```
indirect2.asm (cont.)
```

```
mov eax, [ecx+1]  
call print_int  
call print_nl
```

```
mov eax, [ecx+4]  
call print_int  
call print_nl
```

```
mov eax, [ecx+8]  
call print_int  
call print_nl
```

How does the assembler do this?

Indirect addressing



K. N. Toosi
University of Technology

```
mov eax, [ecx]
```

```
mov ax, [ecx]
```

```
mov al, [ecx]
```



How to implement subprograms?

- Subprogram
- function
- subroutine
- procedure
- routine
- method
- callable

```
void print_salam(void);

int main() {

    print_salam();

}

void print_salam() {
    printf("Salaaaaam!\n");
}
```


How to implement subprograms?



```
void print_salam(void);
```

```
int main() {
```

```
    print_salam();
```

```
}
```

```
void print_salam() {
```

```
    printf("Salaaaaam!\n");
```

```
}
```

```
segment .data
```

```
msg:  db "Salaaaaam!", 10, 0
```

```
segment .text
```

```
    :
```

```
    :
```

```
print_salam:
```

```
    mov eax, msg
```

```
    call print_string
```

How to implement subprograms?



```
void print_salam(void);
```

```
int main() {
```

```
    print_salam();
```

```
}
```

```
void print_salam() {
```

```
    printf("Salaaaaam!\n");
```

```
}
```

```
segment .data
```

```
msg:  db "Salaaaaam!", 10, 0
```

```
segment .text
```

```
    :
```

```
    jmp print_salam
```

```
    :
```

```
print_salam:
```

```
    mov eax, msg
```

```
    call print_string
```

How to implement subprograms?



```
void print_salam(void);
```

```
int main() {
```

```
    print_salam();
```

```
}
```

```
void print_salam() {
```

```
    printf("Salaaaaam!\n");
```

```
}
```

```
segment .data
```

```
msg:  db "Salaaaaam!", 10, 0
```

```
segment .text
```

```
    :
```

```
        jmp print_salam
```

```
l1:
```

```
    :
```

```
print_salam:
```

```
    mov eax, msg
```

```
    call print_string
```

How to implement subprograms?



```
void print_salam(void);
```

```
int main() {
```

```
    print_salam();
```

```
}
```

```
void print_salam() {
```

```
    printf("Salaaaaam!\n");
```

```
}
```

```
segment .data
```

```
msg:  db "Salaaaaam!", 10, 0
```

```
segment .text
```

```
    :
```

```
        jmp print_salam
```

```
l1:  → return address
```

```
    :
```

```
print_salam:
```

```
    mov eax, msg
```

```
    call print_string
```



How to implement subprograms?

```
void print_salam(void);
```

```
int main() {
```

```
    print_salam();
```

```
}
```

```
void print_salam() {
```

```
    printf("Salaaaaam!\n");
```

```
}
```

```
segment .data
```

simplefunc1.asm

```
msg:  db "Salaaaaam!", 10, 0
```

```
segment .text
```

```
    :
```

```
    jmp print_salam
```

```
l1:  _____→ return address
```

```
    :
```

```
print_salam:
```

```
    mov eax, msg
```

```
    call print_string
```

```
    jmp l1
```



How to implement subprograms?

```
void print_salam(void);
```

```
int main() {
```

```
    print_salam();
```

```
}
```

```
void print_salam() {
```

```
    printf("Salaaaaam!\n");
```

```
}
```

What's wrong?

```
segment .data
```

simplefunc1.asm

```
msg:  db "Salaaaaam!", 10, 0
```

```
segment .text
```

```
    :
```

```
    jmp print_salam
```

```
l1:  _____→ return address
```

```
    :
```

```
print_salam:
```

```
    mov eax, msg
```

```
    call print_string
```

```
    jmp l1
```

How to implement subprograms?



```
void print_salam(void);
```

```
int main() {
```

```
    print_salam();
```

```
}
```

```
void print_salam() {
```

```
    printf("Salaaaaam!\n");
```

```
}
```

```
segment .data
```

simplefunc2.asm

```
msg:  db "Salaaaaam!", 10, 0
```

```
segment .text
```

```
    :
```

```
    jmp print_salam
```

```
l1:  _____→ return address
```

```
    :
```

```
    jmp print_salam
```

```
l2:  _____→
```

```
    :
```

```
print_salam:
```

```
    mov eax, msg
```

```
    call print_string
```

```
    jmp ?
```

Looking closer at the jmp command



```
mov eax, 1  
add eax, eax  
jmp label1  
xor eax, eax  
label1:  
sub eax, 303
```

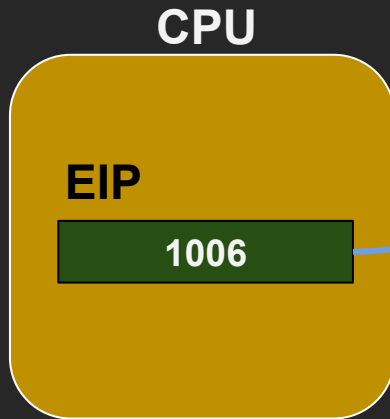


Remember: Jump and The Instruction Pointer

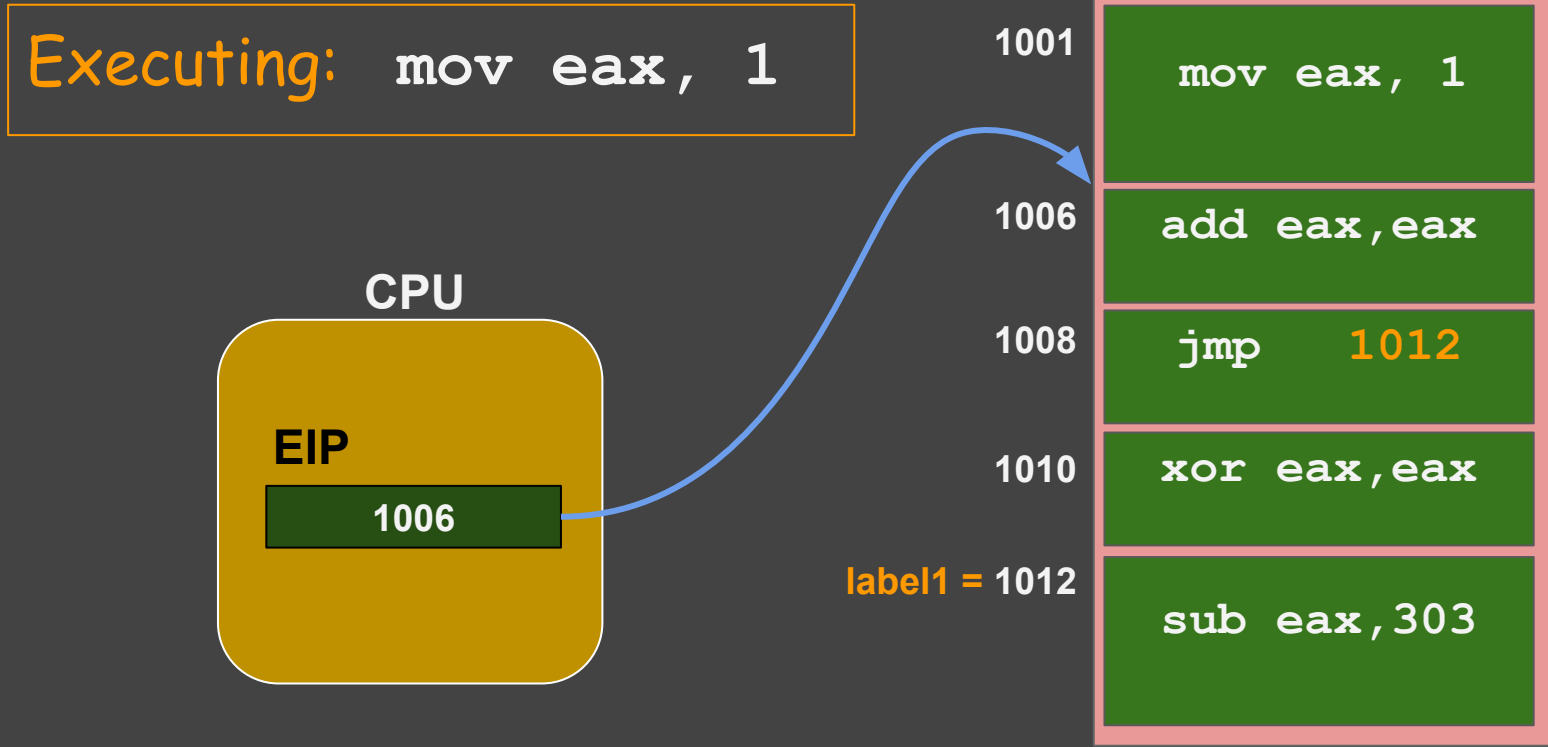


K. N. Toosi
University of Technology

The **Instruction Pointer**
(program counter) IP, EIP, RIP



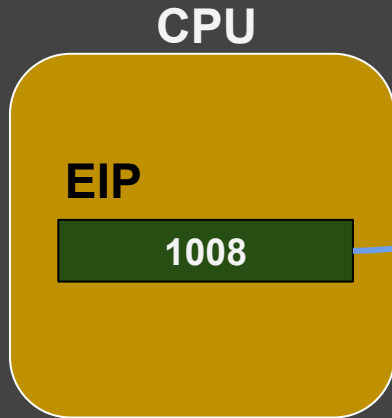
Remember: Jump and The Instruction Pointer



Remember: Jump and The Instruction Pointer



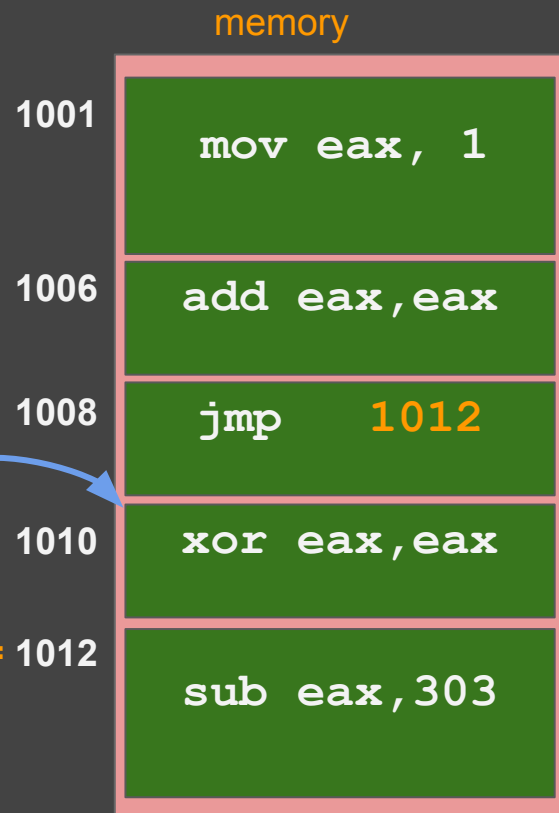
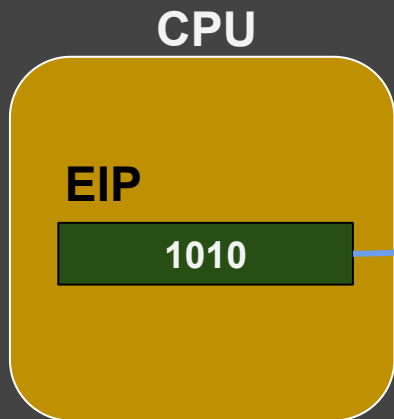
Executing: `add eax, eax`



Remember: Jump and The Instruction Pointer



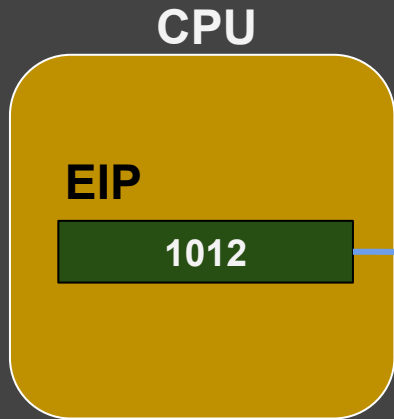
Executing: `jmp 1012`



Remember: Jump and The Instruction Pointer



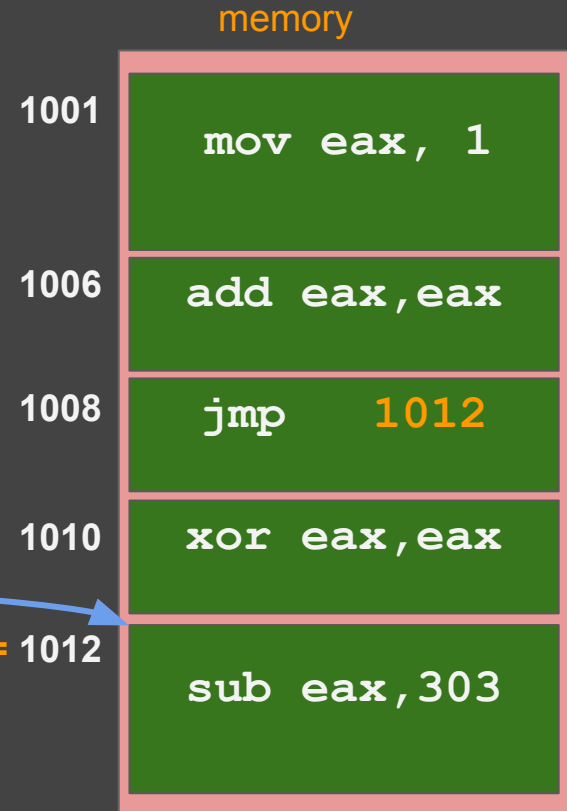
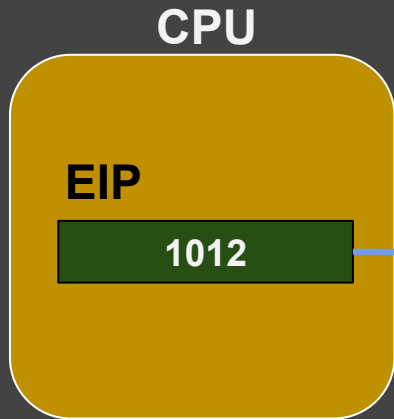
Executing: `jmp 1012`



Remember: Jump and The Instruction Pointer



Executing: `jmp 1012`





Remember: Jump and The Instruction Pointer

`jmp label1`

How are `mov` and `jmp` similar?

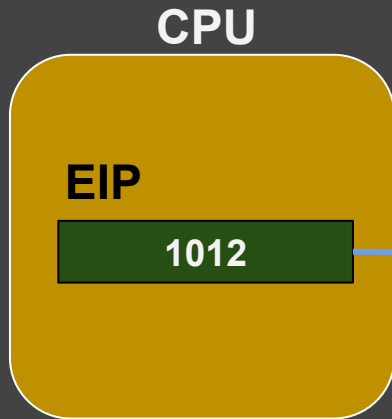


Remember: Jump and The Instruction Pointer



K. N. Toosi
University of Technology

```
jmp label1  
(mov EIP, label1)
```

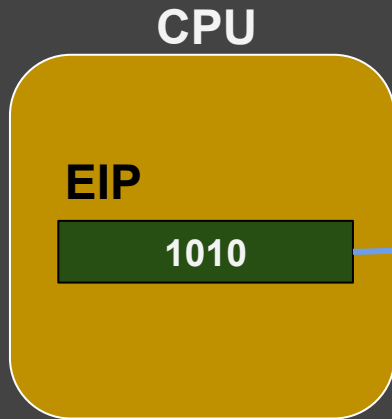


Remember: Jump and The Instruction Pointer



K. N. Toosi
University of Technology

```
jmp label1  
(mov EIP, label1)
```

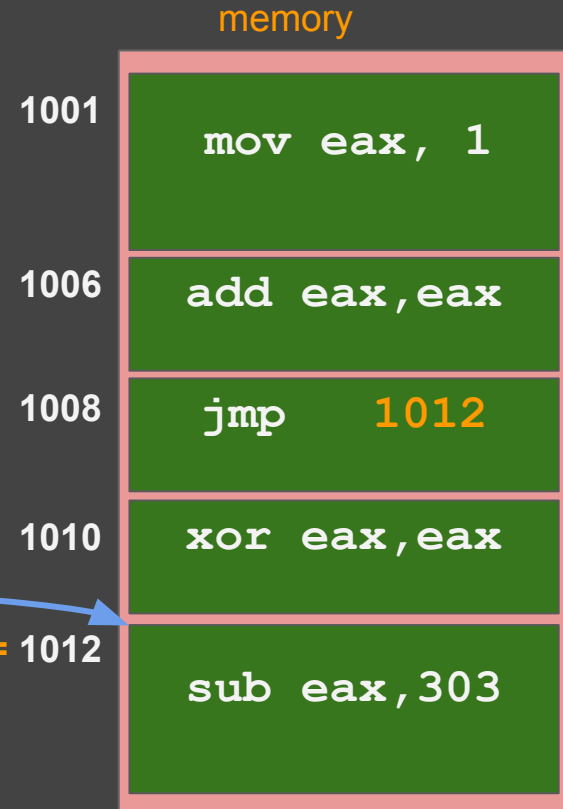
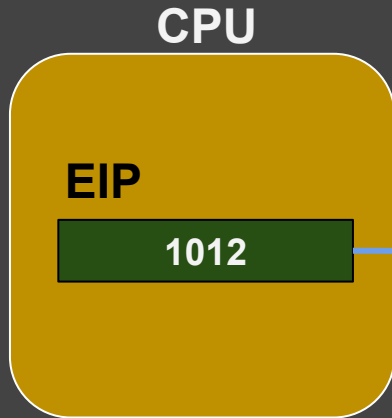


Remember: Jump and The Instruction Pointer



K. N. Toosi
University of Technology

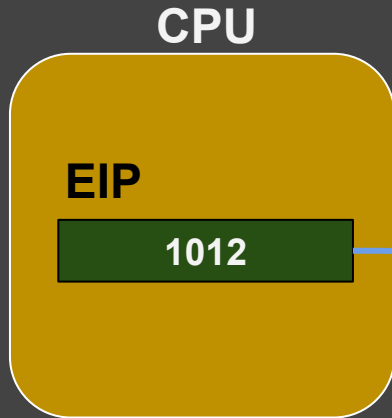
```
jmp label1  
(mov EIP, label1)
```





Remember: Jump and The Instruction Pointer

```
mov EAX, label1  
(mov EIP, EAX)
```





Remember: Jump and The Instruction Pointer

```
mov EAX, label1  
jmp EAX      (mov EIP, EAX)
```

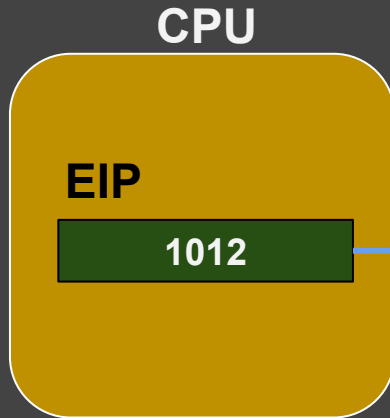


Remember: Jump and The Instruction Pointer



K. N. Toosi
University of Technology

```
(mov EIP, [11])  
jmp [11]
```

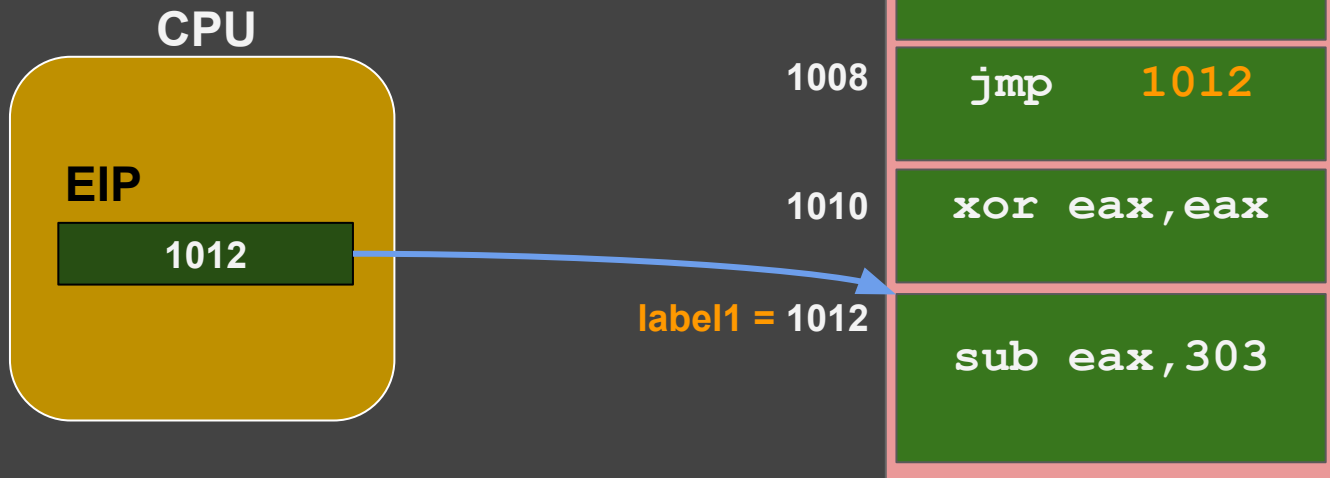


Remember: Jump and The Instruction Pointer



K. N. Toosi
University of Technology

```
mov EAX, label1  
jmp EAX      (mov EIP, EAX)
```



Indirect jump



K. N. Toosi
University of Technology

Direct Jump: `jmp l1`

Indirect Jump: `mov eax, l1`
 `jmp eax`

How to implement subprograms?



```
void print_salam(void);
```

```
int main() {
```

```
    print_salam();
```

```
}
```

```
void print_salam() {
```

```
    printf("Salaaaaam!\n");
```

```
}
```

```
segment .data
```

```
msg:  db "Salaaaaam!", 10, 0
```

```
segment .text
```

```
    :
```

```
        jmp print_salam
```

```
I1:  → return address
```

```
        jmp print_salam
```

```
I2:  →
```

```
    :
```

```
print_salam:
```

```
    mov eax, msg
```

```
    call print_string
```

```
    jmp ?
```

simplefunc3.asm

How to implement subprograms?



```
void print_salam(void);
```

```
int main() {
```

```
    print_salam();
```

```
}
```

```
void print_salam() {
```

```
    printf("Salaaaaam!\n");
```

```
}
```

```
segment .data
```

```
msg:  db "Salaaaaam!", 10, 0
```

```
segment .text
```

```
    :
```

```
        jmp print_salam
```

```
I1:  → return address
```

```
        jmp print_salam
```

```
I2:  →
```

```
    :
```

```
print_salam:
```

```
    mov eax, msg
```

```
    call print_string
```

```
    jmp edx
```

How to implement subprograms?



```
void print_salam(void);
```

```
int main() {
```

```
    print_salam();
```

```
}
```

```
void print_salam() {  
    printf("Salaaaaam!\n");  
}
```

```
}
```

```
segment .data
```

```
msg:  db "Salaaaaam!", 10, 0
```

```
segment .text
```

```
    :
```

```
    mov edx, I1
```

```
    jmp print_salam
```

```
I1:  → return address
```

```
    mov edx, I2
```

```
    jmp print_salam
```

```
I2:  →
```

```
    :
```

```
print_salam:
```

```
    mov eax, msg
```

```
    call print_string
```

```
    jmp edx
```

simplefunc3.asm



How to implement subprograms?

```
void print_salam(void);
```

```
int main() {
```

```
    print_salam();
```

```
}
```

```
void print_salam() {
```

```
    printf("Salaaaaam!\n");
```

```
}
```

Limitations?

```
segment .data
```

simplefunc3.asm

```
msg:  db "Salaaaaam!", 10, 0
```

```
segment .text
```

```
    :
```

```
    mov edx, I1
```

```
    jmp print_salam
```

```
I1:  → return address
```

```
    mov edx, I2
```

```
    jmp print_salam
```

```
I2:  →
```

```
    :
```

```
print_salam:
```

```
    mov eax, msg
```

```
    call print_string
```

```
    jmp edx
```

The stack




K. N. Toosi
University of Technology



<http://freepngimg.com/png/25783-coin-stack-transparent-image>



<https://pixabay.com/en/plate-stack-tableware-plate-stack-629970/>



<http://carbon.materialwitness.co/book-stack/>

The stack



Implementing the stack




K. N. Toosi
University of Technology

Stack Segment



Stack Segment



Implementing the stack




K. N. Toosi
University of Technology

Stack Segment



Stack Segment



x86

Implementing the stack




K. N. Toosi
University of Technology

Stack Segment



Stack Segment

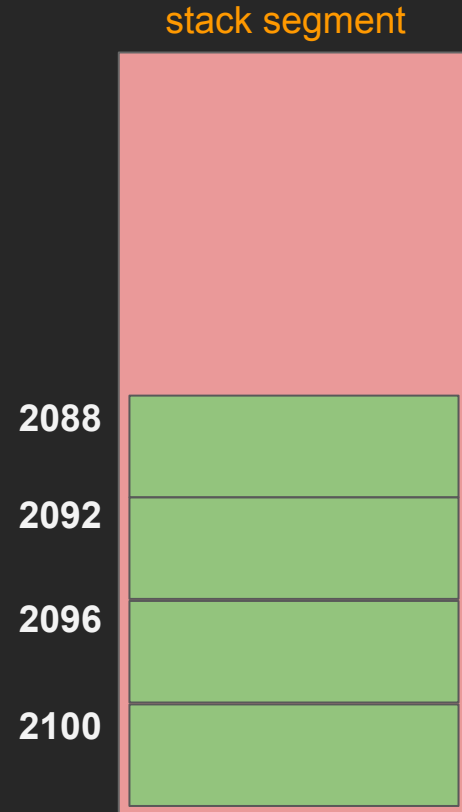


x86
(why?)

Implementing the stack



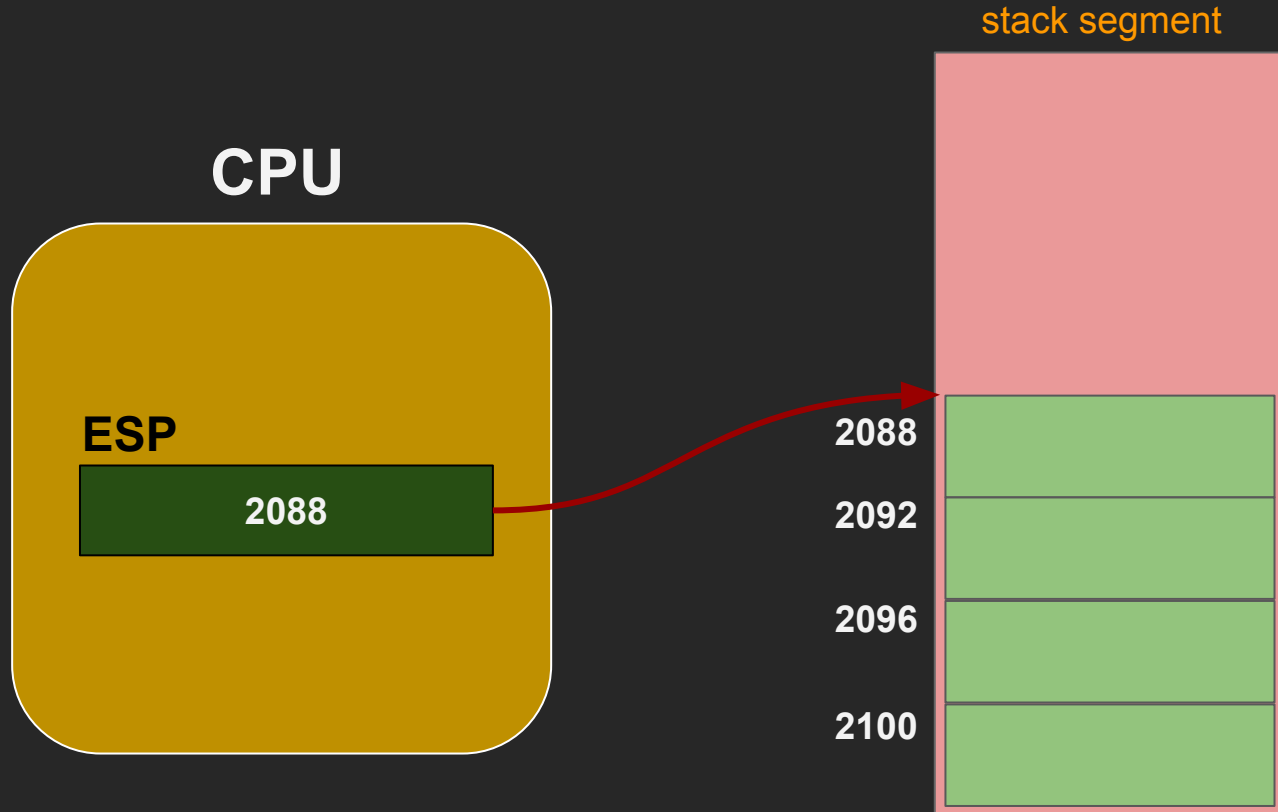
K. N. Toosi
University of Technology



Stack Pointer (SP, ESP, RSP)



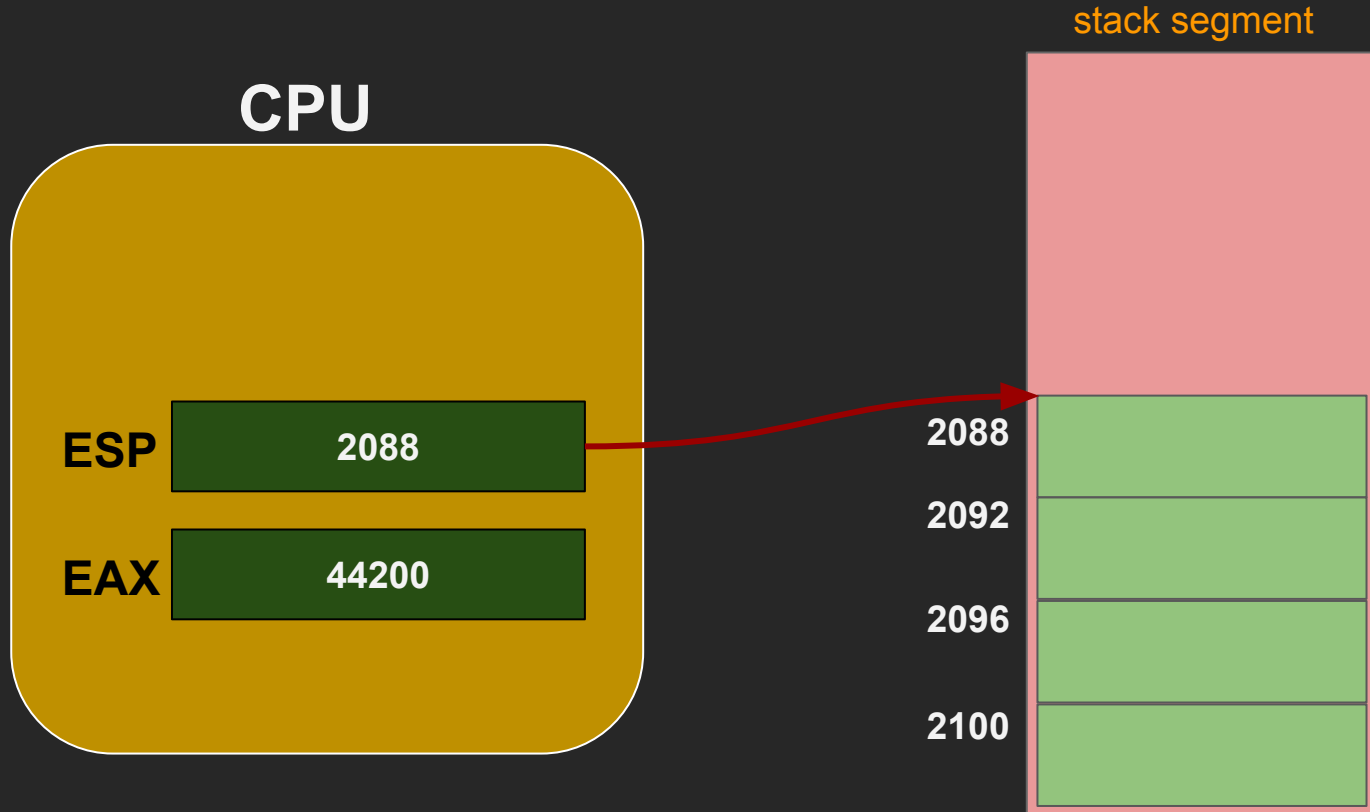
K. N. Toosi
University of Technology



Pushing on the stack



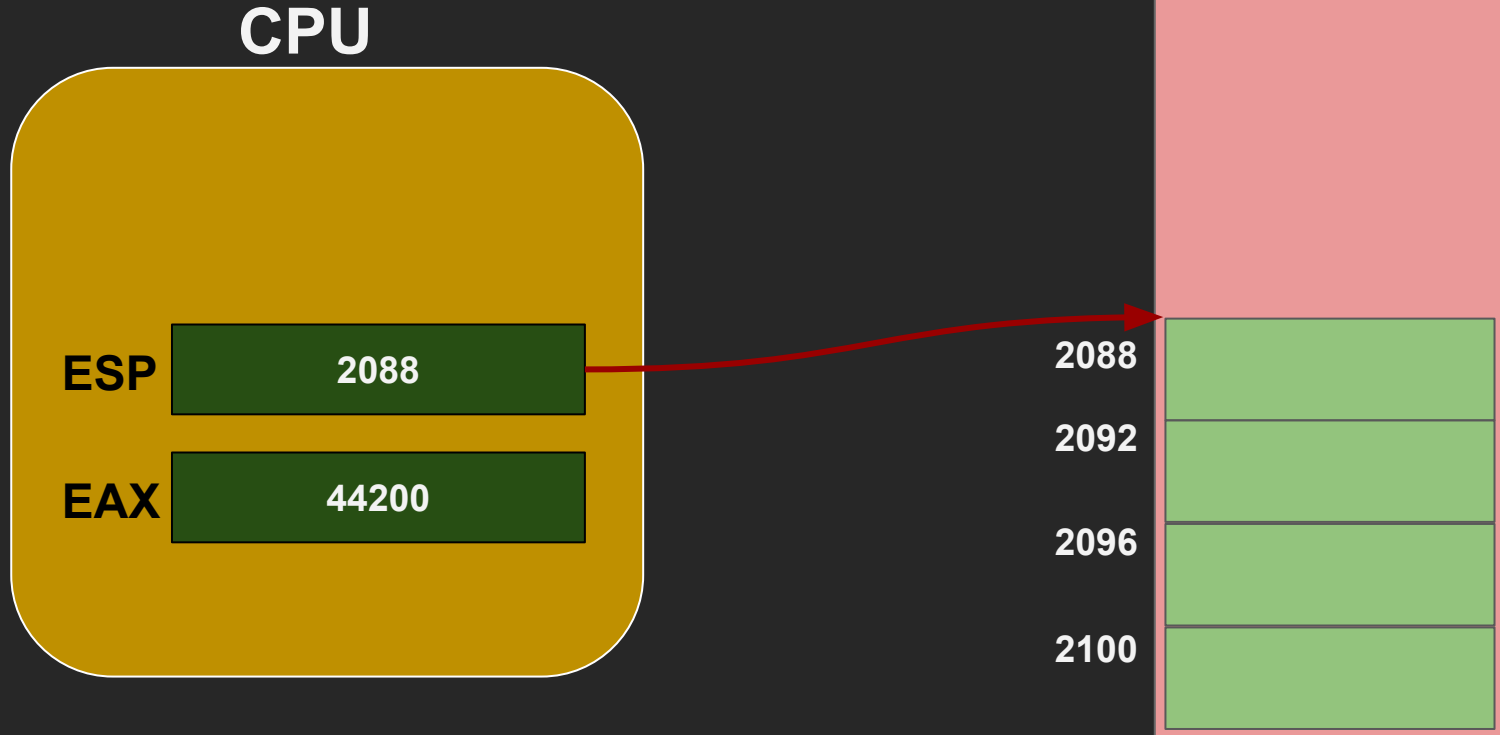
K. N. Toosi
University of Technology



Push EAX on the stack



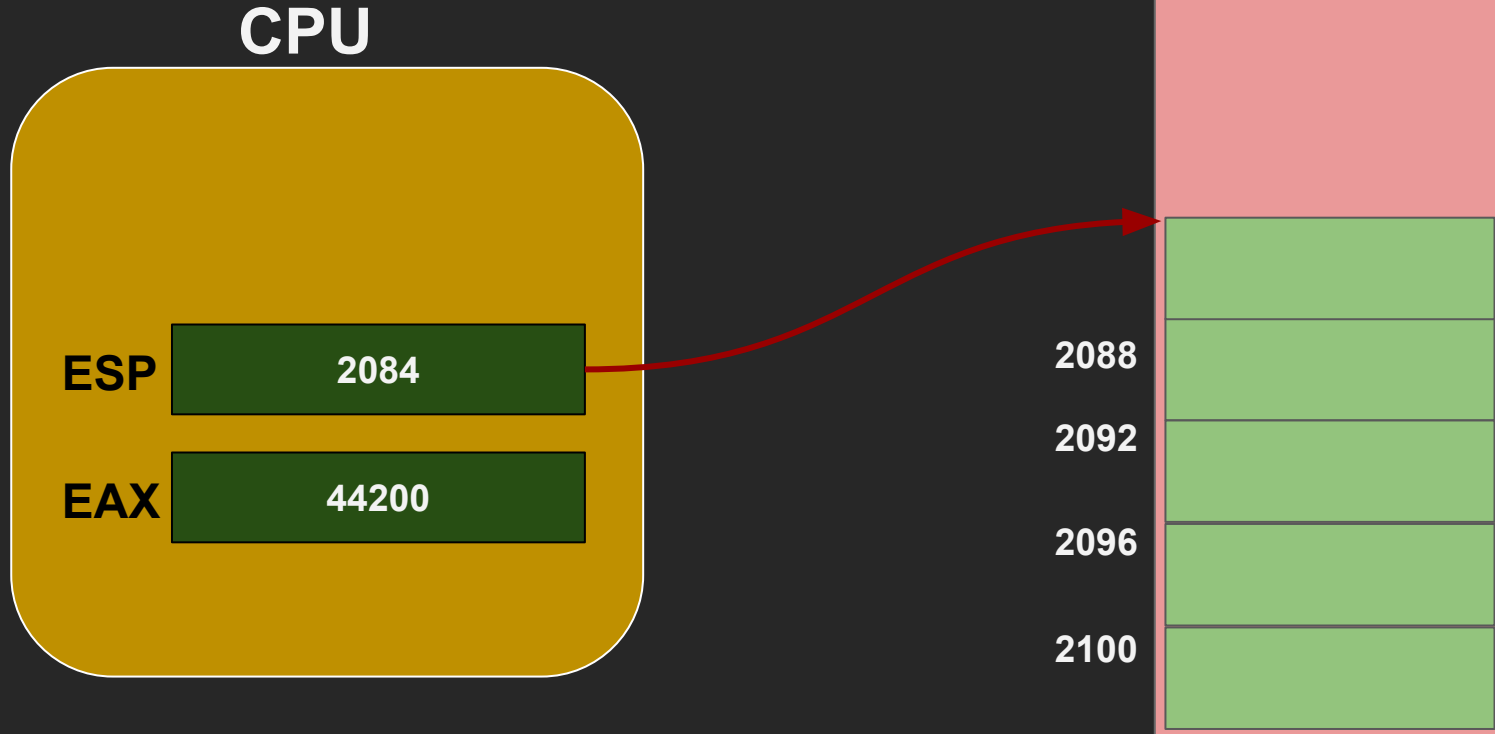
K. N. Toosi
University of Technology



Push EAX on the stack



K. N. Toosi
University of Technology

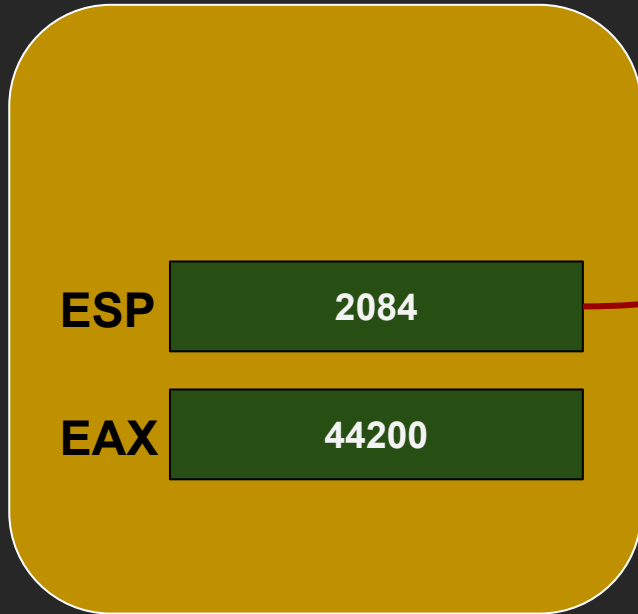


Push EAX on the stack



```
sub esp, 4
```

CPU




stack segment

2088

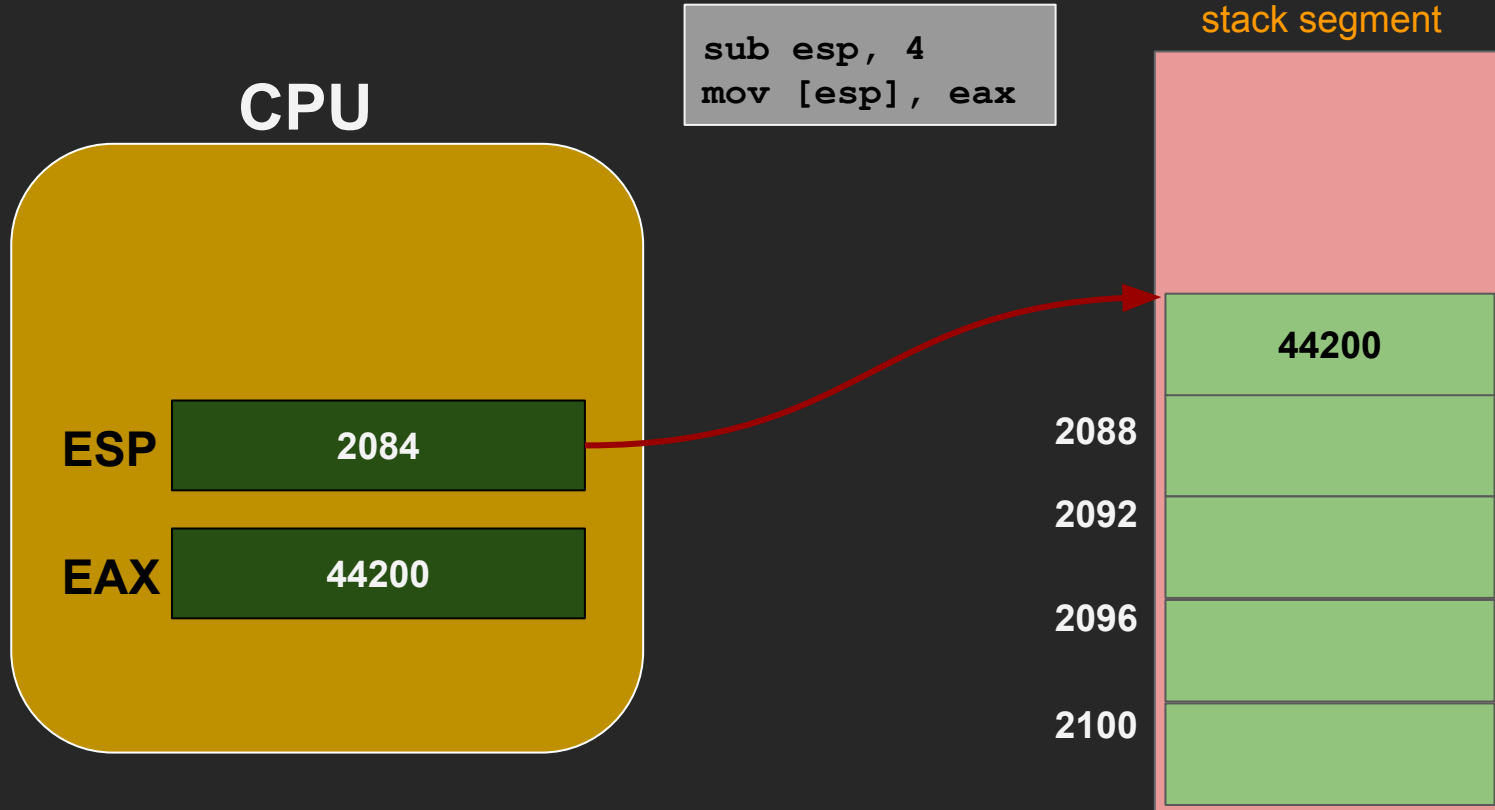
2092

2096

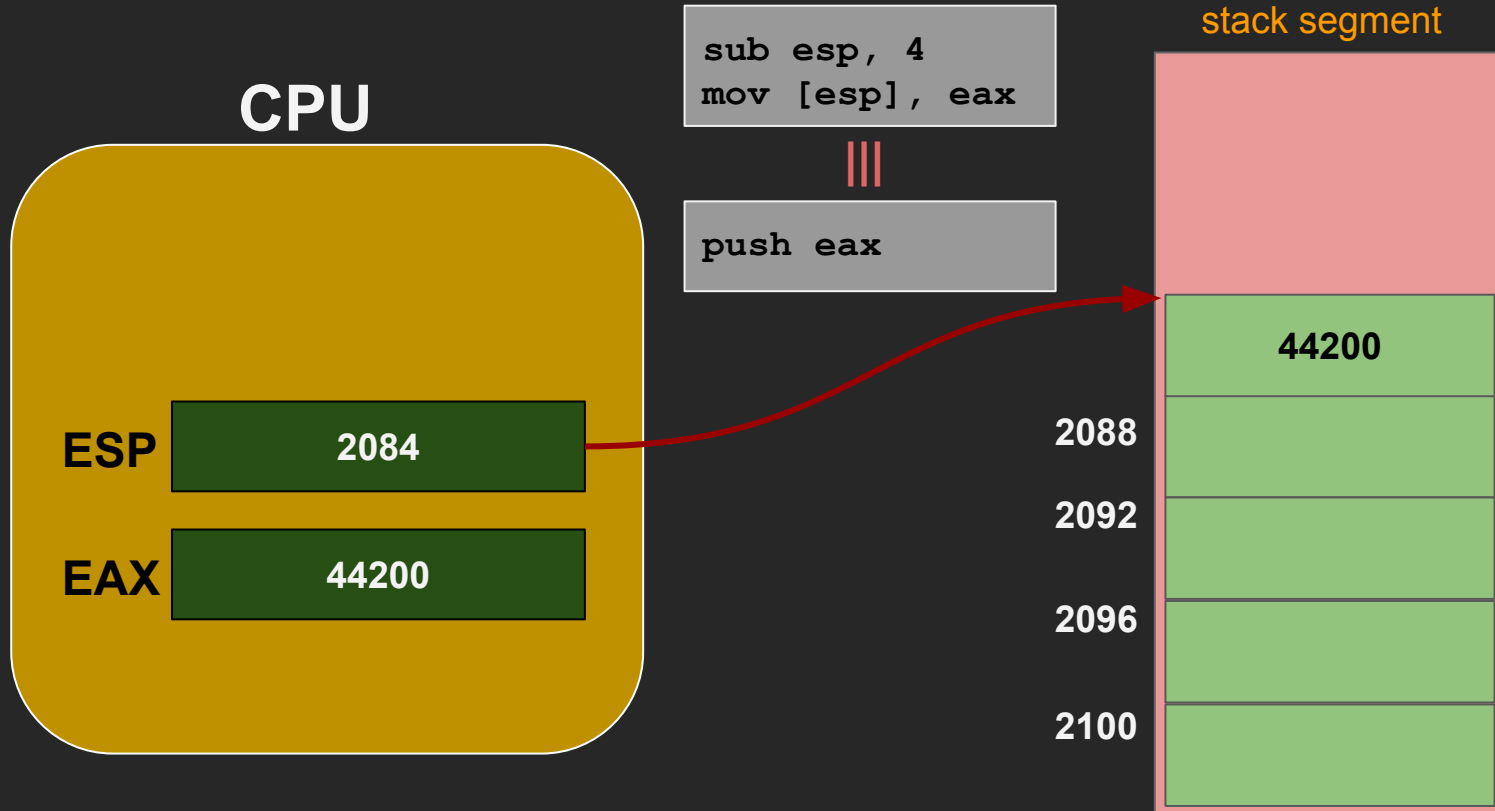
2100



Push EAX on the stack



Push EAX on the stack

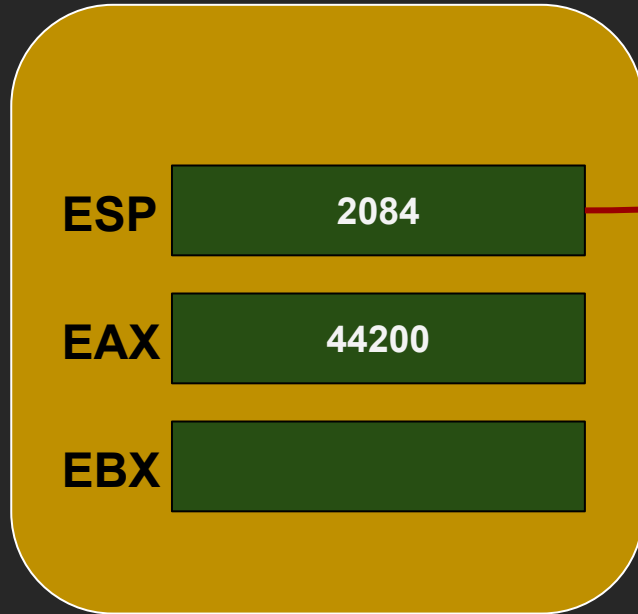


Pop into EBX




K. N. Toosi
University of Technology

CPU



stack segment

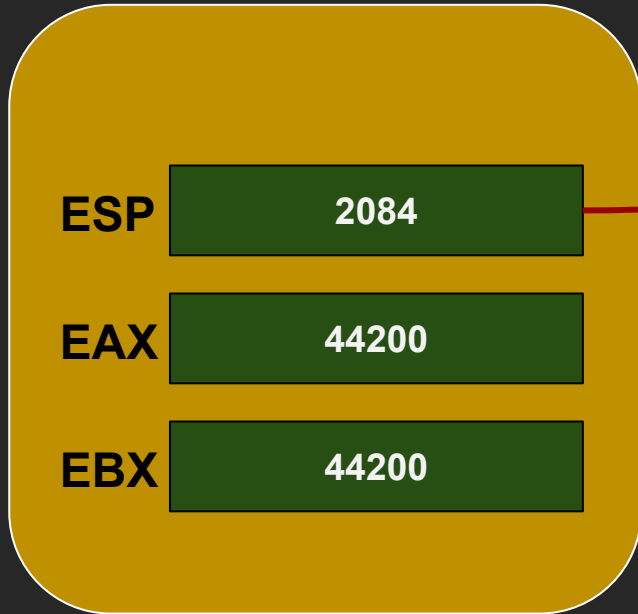


Pop into EBX




```
mov ebx, [esp]
```

CPU



stack segment

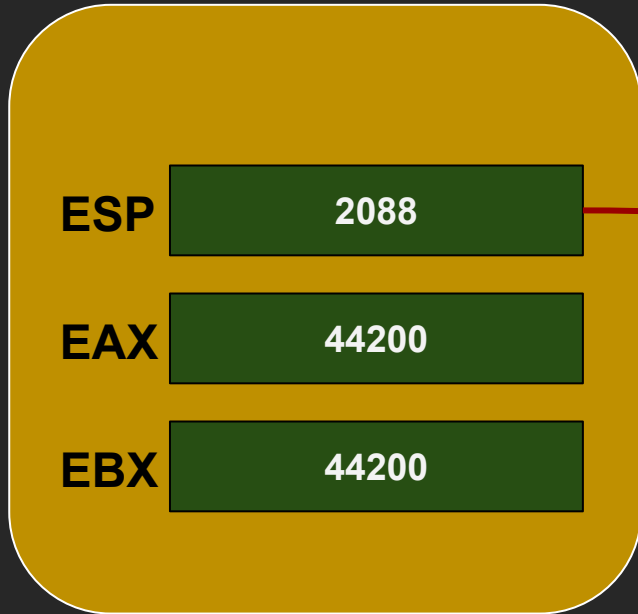


Pop into EBX




```
mov ebx, [esp]  
add esp, 4
```

CPU



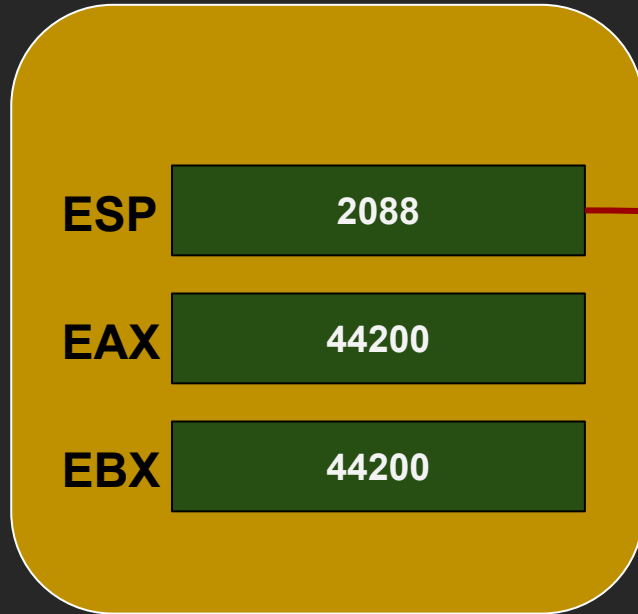
stack segment



Pop into EBX



CPU

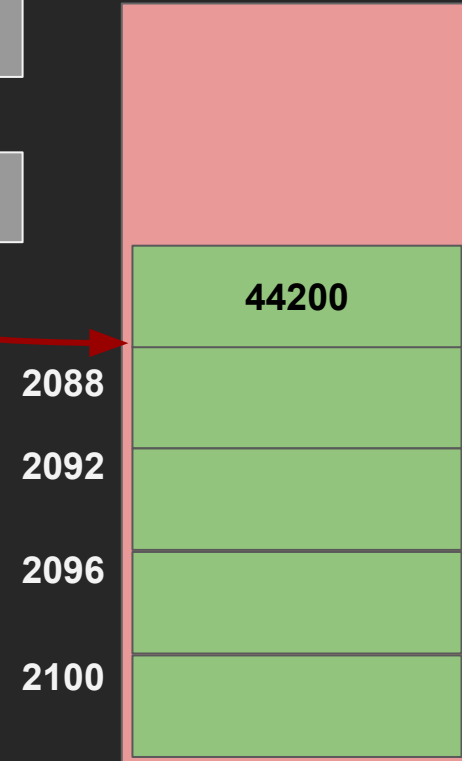


```
mov ebx, [esp]  
add esp, 4
```



```
pop ebx
```

stack segment

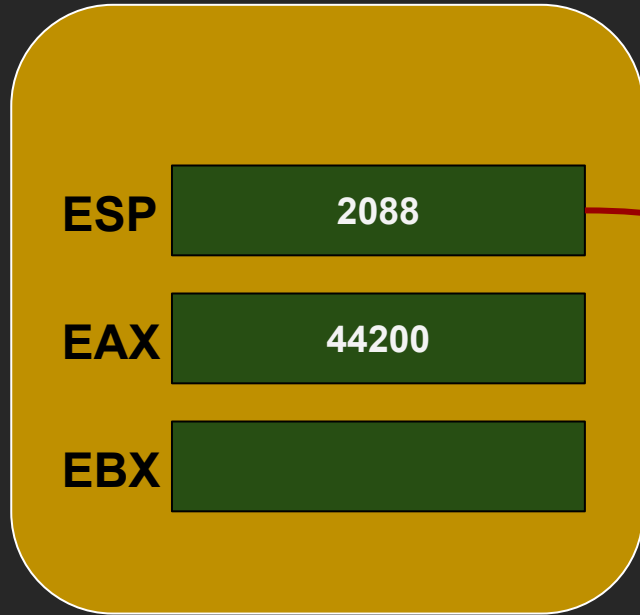


just pop 4 bytes (store nowhere)




K. N. Toosi
University of Technology

CPU



stack segment

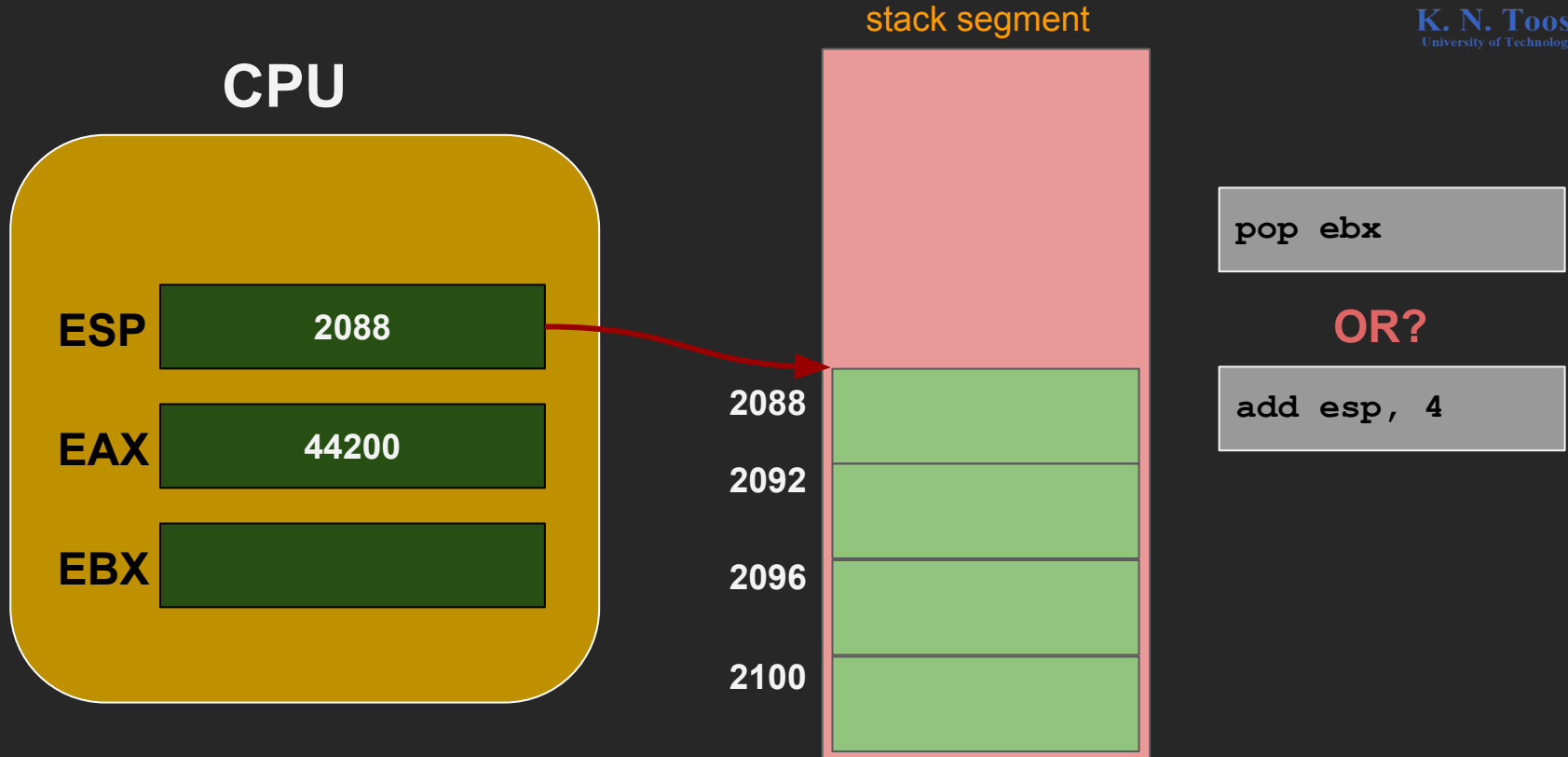


```
pop ebx
```

just pop 4 bytes (store nowhere)



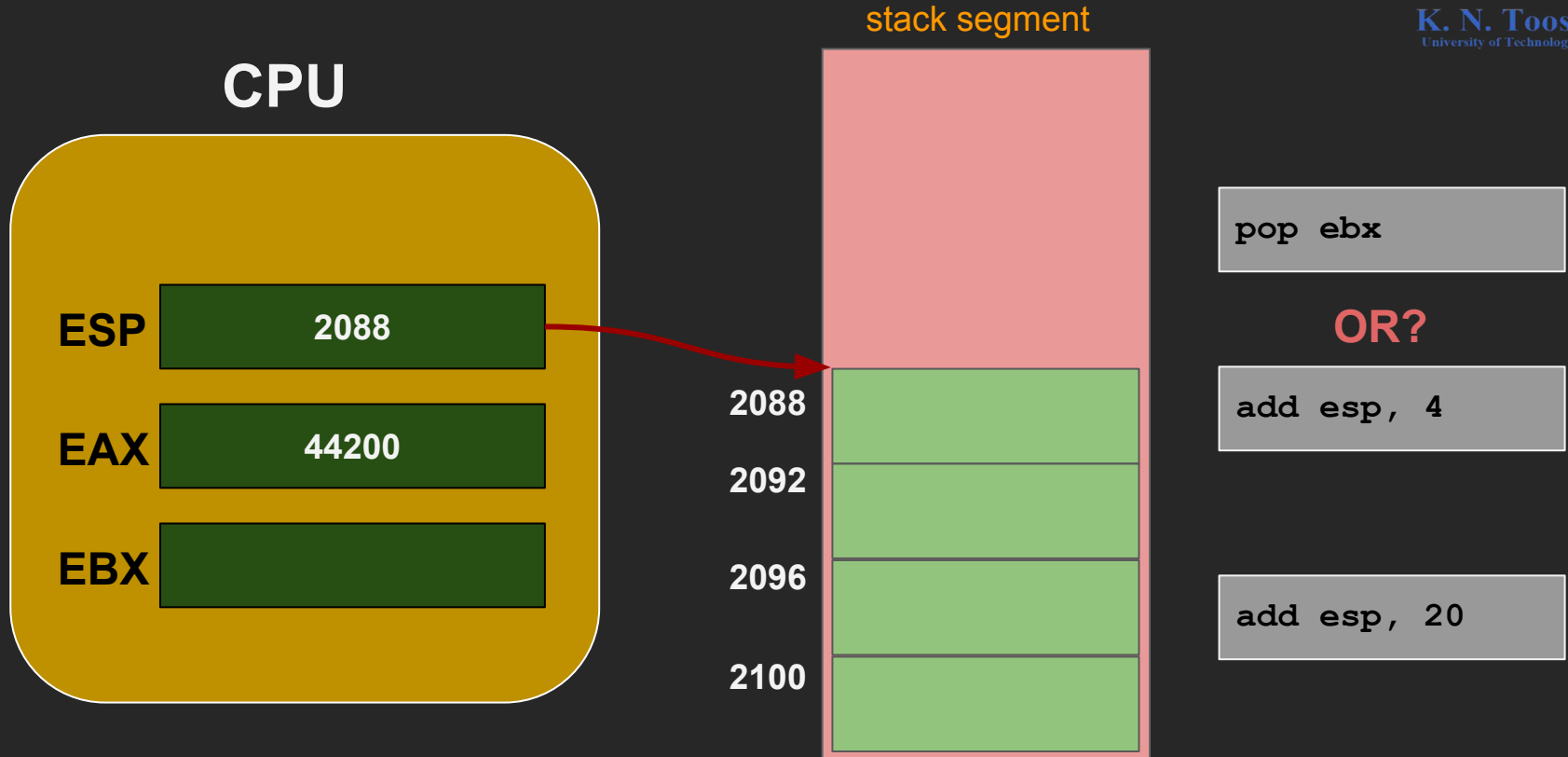
K. N. Toosi
University of Technology



just pop 4 bytes (store nowhere)



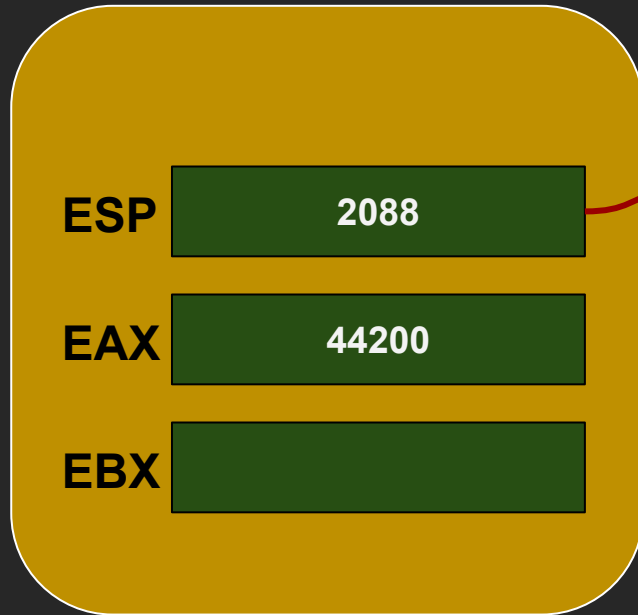
K. N. Toosi
University of Technology




reserve memory on stack



CPU



stack segment

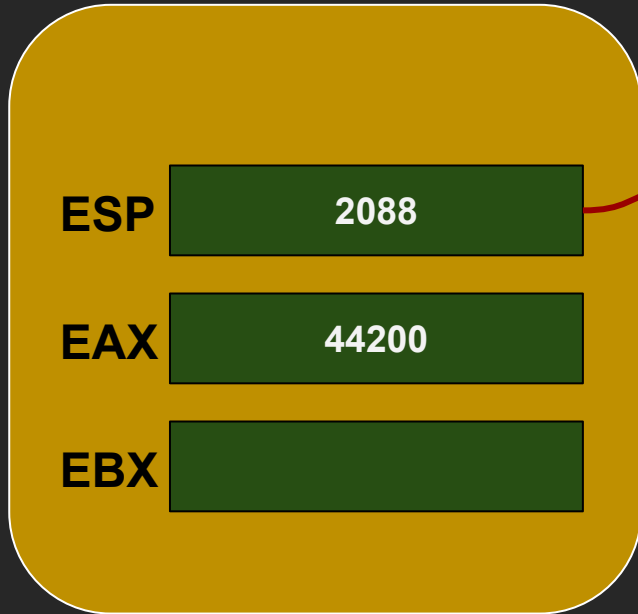


```
push edx
```



reserve memory on stack



CPU



stack segment

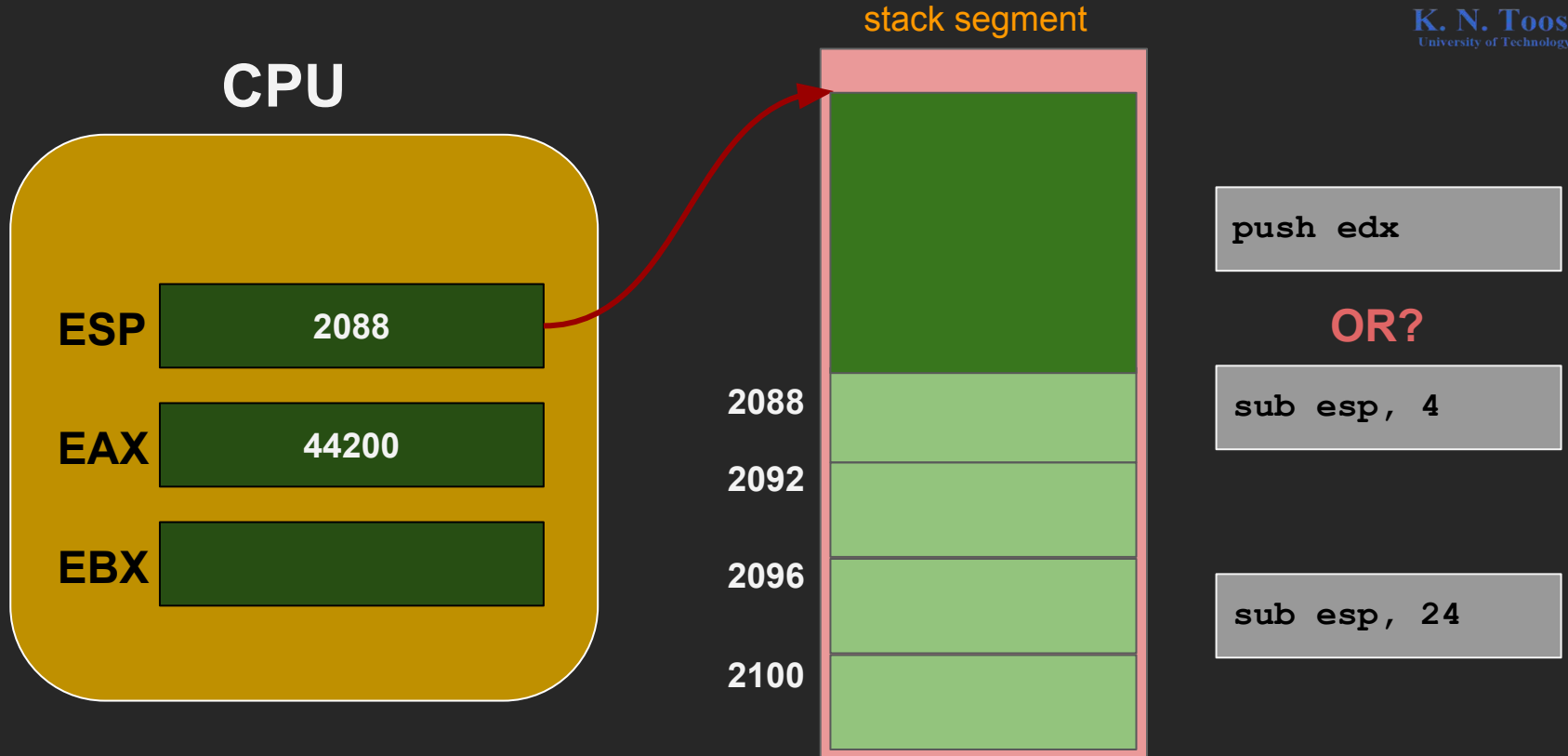


```
push edx
```

OR?

```
sub esp, 4
```

reserve memory on stack



Push and Pop

Push reg/mem/immed

Pop reg/mem



K. N. Toosi
University of Technology

Practice



K. N. Toosi
University of Technology

```
push eax
```

```
push ebx
```

```
pop  eax
```

```
pop  ebx
```



pusha and popa

- 8086:
 - pusha: Push AX, CX, DX, BX, SP, BP, SI, DI
 - popa: Pop DI, SI, BP, BX, DX, CX, AX.
- 80386: netwide assembler (what we use)
 - pusha, pushad: Push EAX, ECX, EDX, EBX, ESP, EBP, ESI, EDI
 - popa, popad: Pop EDI, ESI, EBP, EBX, EDX, ECX, EAX.
- 80386: some other assemblers
 - pusha: Push AX, CX, DX, BX, SP, BP, SI, DI
 - pushad: Push EAX, ECX, EDX, EBX, ESP, EBP, ESI, EDI
 - popa: Pop DI, SI, BP, BX, DX, CX, AX.
 - popad: Pop EDI, ESI, EBP, EBX, EDX, ECX, EAX
- 64 bit
 - no pusha/popa in 64-bit mode

pushf and popf



K. N. Toosi
University of Technology

- push and pop `FLAGS/EFLAGS` register
- some assemblers use (`pushf/pushfd/pushfq`, etc.)

Back to subroutines



```
segment .data simplefunc3.asm
msg:  db "Salaaaaam!", 10, 0
segment .text
    :
    mov edx, I1
    jmp print_salam
I1:
    mov edx, I2
    jmp print_salam
I2:
    :
print_salam:
    mov eax, msg
    call print_string
    jmp edx
```

Back to subroutines



segment .data simplefunc3.asm

msg: db "Salaaaaam!", 10, 0

segment .text

⋮

mov **edx**, I1

jmp print_salam

I1:

mov **edx**, I2

jmp print_salam

I2:

⋮

print_salam:

mov **eax**, msg

call print_string

jmp **edx**

segment .data simplefunc4.asm

msg: db "Salaaaaam!", 10, 0

segment .text

⋮

push I1

jmp print_salam

I1:

push I2

jmp print_salam

I2:

⋮

print_salam:

mov **eax**, msg

call print_string

??

Back to subroutines



segment .data simplefunc3.asm

msg: db "Salaaaaam!", 10, 0

segment .text

⋮

mov **edx**, I1

jmp print_salam

I1:

mov **edx**, I2

jmp print_salam

I2:

⋮

print_salam:

mov **eax**, msg

call print_string

jmp **edx**

segment .data simplefunc4.asm

msg: db "Salaaaaam!", 10, 0

segment .text

⋮

push I1

jmp print_salam

I1:

push I2

jmp print_salam

I2:

⋮

print_salam:

mov **eax**, msg

call print_string

pop **edx**

jmp **edx**

the CALL instruction



segment .data simplefunc3.asm

msg: db "Salaaaaam!", 10, 0

segment .text

⋮

mov **edx**, I1

jmp print_salam

I1:

mov **edx**, I2

jmp print_salam

I2:

⋮

print_salam:

mov **eax**, msg

call print_string

jmp **edx**

segment .data simplefunc4.asm

msg: db "Salaaaaam!", 10, 0

segment .text

⋮

push I1

jmp print_salam

I1:

push I2

jmp print_salam

I2:

⋮

print_salam:

mov **eax**, msg

call print_string

pop **edx**

jmp **edx**

segment .data simplefunc5.asm

msg: db "Salaaaaam!", 10, 0

segment .text

⋮

call print_salam

I1:

call print_salam

I2:

⋮

print_salam:

mov **eax**, msg

call print_string

pop **edx**

jmp **edx**

the CALL instruction



segment .data simplefunc3.asm

msg: db "Salaaaaam!", 10, 0

segment .text

⋮

mov edx, I1

jmp print_salam

I1:

mov edx, I2

jmp print_salam

I2:

⋮

print_salam:

mov eax, msg

call print_string

jmp edx

segment .data simplefunc4.asm

msg: db "Salaaaaam!", 10, 0

segment .text

⋮

push I1

jmp print_salam

I1:

push I2

jmp print_salam

I2:

⋮

print_salam:

mov eax, msg

call print_string

pop edx

jmp edx

segment .data simplefunc5.asm

msg: db "Salaaaaam!", 10, 0

segment .text

⋮

call print_salam

call print_salam

⋮

print_salam:

mov eax, msg

call print_string

pop edx

jmp edx

the CALL instruction

CALL is merely a form of jump!



K. N. Toosi
University of Technology



the CALL instruction

CALL is merely a form of jump!

```
call label1
```

- Push return address (EIP) on stack
- jump to label1



call print_salam

CPU

EIP

1008

ESP

2088

print_salam = 1024

1008

2088

2092

call print_salam

popa

:

mov eax, msg

segment .data

msg: db "Salaaaaam!", 10, 0

segment .text

:

→ call print_salam

popa

:

print_salam:

mov eax, msg

call print_string

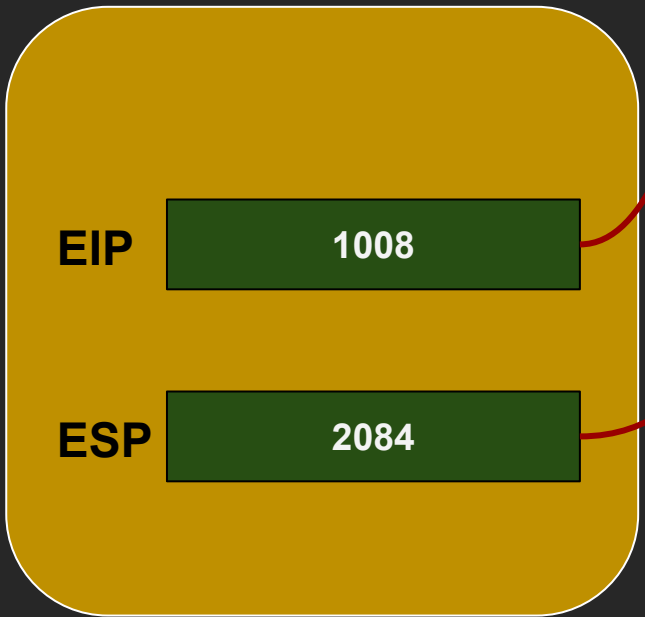
pop edx

jmp edx



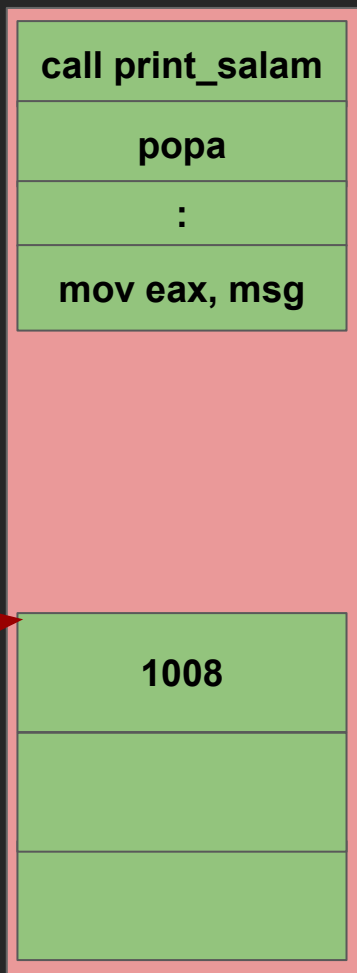
call print_salam

CPU



print_salam = 1024

1008



```
segment .data  
msg: db "Salaaaaam!", 10, 0  
segment .text
```

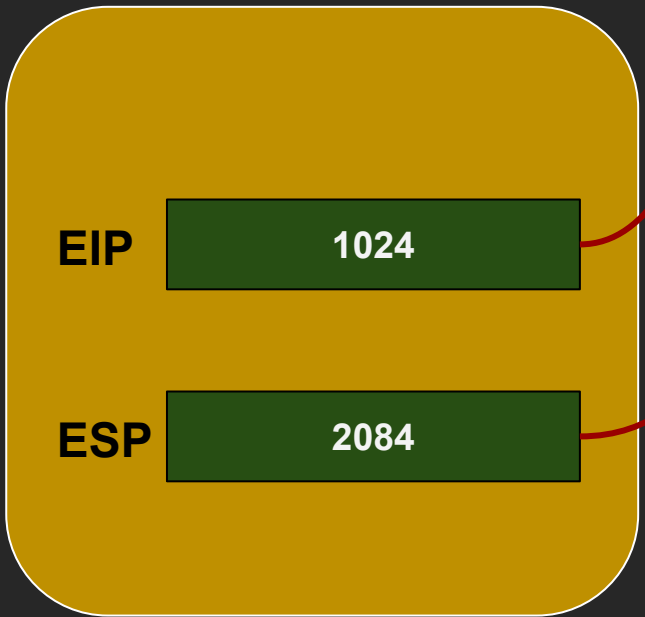
```
→ call print_salam  
popa  
:
```

```
print_salam:  
mov eax, msg  
call print_string  
pop edx  
jmp edx
```



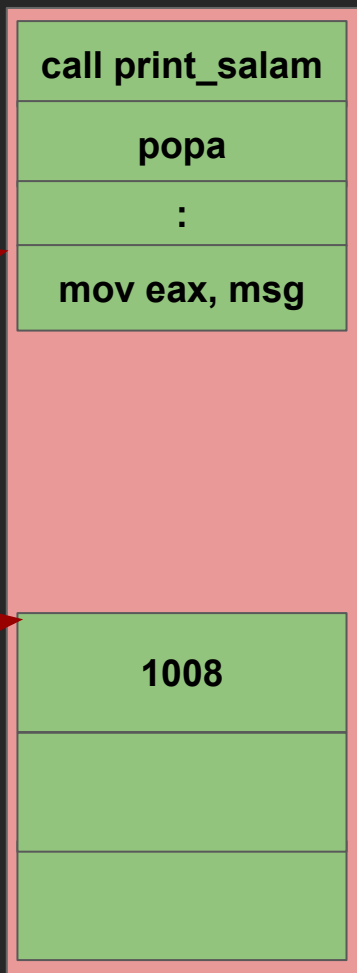
`call print_salam`

CPU



`print_salam = 1024`

1008



```
segment .data
msg:  db "Salaaaaam!", 10, 0
segment .text
:
→ call print_salam
popa
:

print_salam:
mov eax, msg
call print_string
pop edx
jmp edx
```


returning from a subroutine



```
segment .data simplefunc5.asm
msg: db "Salaaaaam!", 10, 0
segment .text
:

call print_salam

call print_salam

:
print_salam:
mov eax, msg
call print_string
pop edx
jmp edx
```

the RET instruction



```
segment .data simplefunc5.asm
msg: db "Salaaaaam!", 10, 0
segment .text
:

call print_salam

call print_salam

:
print_salam:
mov eax, msg
call print_string
pop edx
jmp edx
```

```
segment .data simplefunc6.asm
msg: db "Salaaaaam!", 10, 0
segment .text
:

call print_salam

call print_salam

:
print_salam:
mov eax, msg
call print_string
ret
```

the RET instruction



```
segment .data simplefunc5.asm
msg: db "Salaaaaam!", 10, 0
segment .text
:

call print_salam

call print_salam

:
print_salam:
mov eax, msg
call print_string
pop edx
jmp edx
```

```
segment .data simplefunc6.asm
msg: db "Salaaaaam!", 10, 0
segment .text
:

call print_salam

call print_salam

:
print_salam:
mov eax, msg
call print_string
ret
```

ret=?

the RET instruction



K. N. Toosi
University of Technology

```
segment .data simplefunc5.asm
msg: db "Salaaaaam!", 10, 0
segment .text
:

call print_salam

call print_salam

:
print_salam:
mov eax, msg
call print_string
pop edx
jmp edx
```

```
segment .data simplefunc6.asm
msg: db "Salaaaaam!", 10, 0
segment .text
:

call print_salam

call print_salam

:
print_salam:
mov eax, msg
call print_string
ret
```

ret (pop EIP)

the RET instruction



```
segment .data simplefunc5.asm
msg: db "Salaaaaam!", 10, 0
segment .text
:

call print_salam

call print_salam

:
print_salam:
mov eax, msg
call print_string
pop edx
jmp edx
```

```
segment .data simplefunc6.asm
msg: db "Salaaaaam!", 10, 0
segment .text
:

call print_salam

call print_salam

:
print_salam:
mov eax, msg
call print_string
ret
```

the RET instruction

RET is merely a form of jump!



K. N. Toosi
University of Technology

the RET instruction



K. N. Toosi
University of Technology

RET is merely a form of jump!

`ret`

- jump to the address stored on top of stack
- pop stack

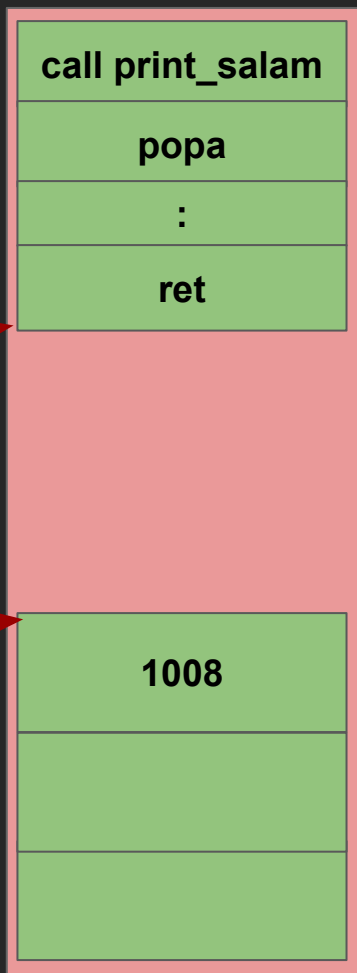
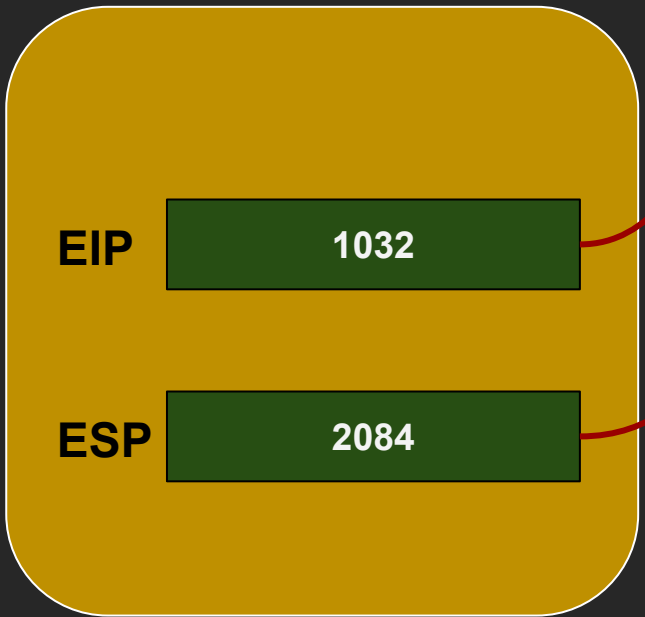


ret

1008

print_salam = 1024

CPU

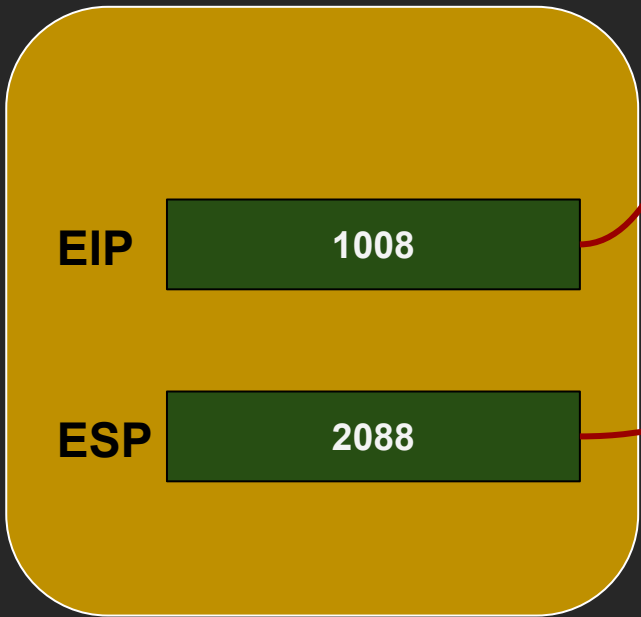


```
segment .data
msg: db "Salaaaaam!", 10, 0
segment .text
:
call print_salam
popa
:
print_salam:
mov eax, msg
call print_string
→ ret
```





ret

CPU



print_salam = 1024



```
segment .data
msg: db "Salaaaaam!", 10, 0
segment .text
:
call print_salam
popa
:
print_salam:
mov eax, msg
call print_string
→ ret
```

What else?

- parameters (arguments)
- local variables
- return values



K. N. Toosi
University of Technology